



# BOOKIE BASHING

ADVANTAGE PLAY/VALUE BETTING

# INDEX

- What is Bookie Bashing?
- Who are We
- Odds Explained
- What is Advantage play/Value betting
- Benchmarking
- Bankroll Management
- Trackers
  - Horse Racing Tracker
  - Golf Tracker
  - Football Coupons Tracker
  - Bet Tracker (online, shop and private)
  - Early Payout Tracker
  - Combobets Tracker



- Tools
  - Betbuilder
  - Game Centre
  - Match xG database
  - Detailed Games database
  - Player xSOT database
  - x180s database
  - Virtual Racing database
  - Horse Racing Meetings
  - Datalab
  - System Bets Calculator
  - Variance Model
- Results
- BashCast & Contact



# What is Bookie Bashing?

Bookiebashing is a community of advantage players that share access to trackers, tools, education and the daily intel of each other. We seek out edges and develop strategies to take advantage of the edges we find.

## Who are we for

Who is Bookiebashing for?

We are a community of several hundred advantage players that have been sharing edges since 2015. Our members come from different backgrounds; amongst our ranks we have:

- organised shop betting syndicates,
- professional gamblers,
- market makers,
- senior ex-industry traders,
- professional poker players,
- independent bookmakers,
- brick and mortar casino sharps
- people that have built a bankroll from matched betting and casino wagering backgrounds.

We welcome all to Bookiebashing on the understanding that your capital is at risk with advantage play. You can place all the right bets at all the right times and these bets can lose. All of our trackers show a long term positive ROI - all of our trackers also show frequent short term losing runs.

# Who are we NOT for

Who is Bookiebashing not for?

- If you do not have a basic understanding of variance, risk and bankroll management then we would rather you did not sign up.
- If you are going to bet with money you cannot afford to lose we would rather you did not sign up.
- If you are looking for a guaranteed income to feed your family we would rather you did not sign up.
- If you think a losing run experience will result in you shouting at us on forums, social media or email then we would rather you did not sign up.


## Our Vision

We aim to:

- Build a world-class suite of tools and trackers that evolve and improve over time with feedback from our community
- Interrogate and investigate the ROI of each of our tools and trackers on a regular basis
- Work honestly, openly and transparently
- Have our data independently proofed
- Understand the concepts of bankroll management, variance and risk
- Realise that hedging is for gardeners

# Site Structure

The Bookiebashing site is structured into 3 areas: Tools, Trackers and Education (through our "Hub")



# Trackers

## Trackers



Bet Tracker



Early Payout Tracker



Horse Racing Tracker



Golf Tracker



Combo Bets Tracker



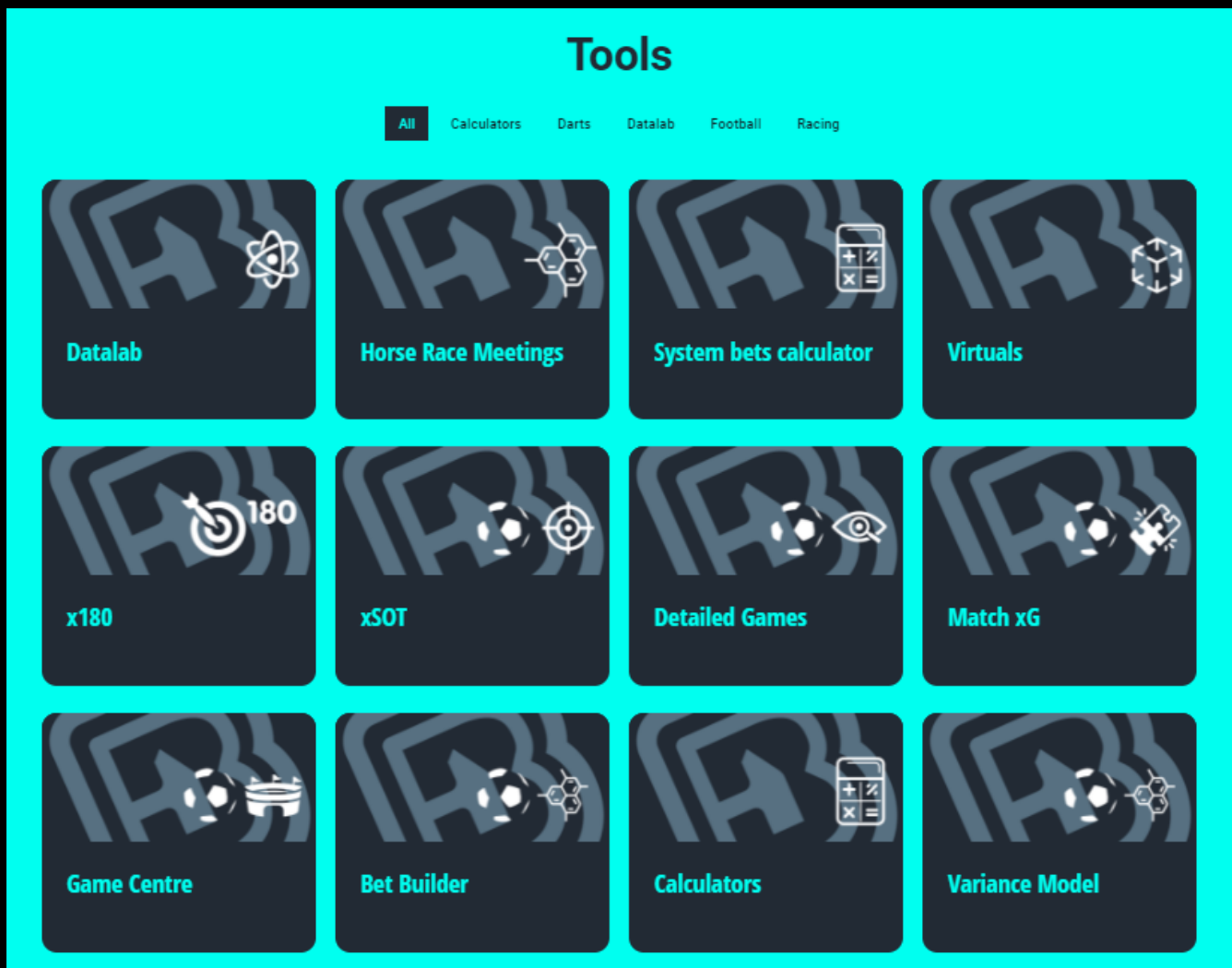
Coupons Tracker

Our trackers allow you to:

Find live bets with back odds, fair odds and EV that update in real time.

We have trackers for: horse racing, golf, football coupons, online bets, shop bets, private tracker, early payout, combobets

# Tools



- Our tools fall into four categories - "Live databases", "Market Models" and "Calculators"
- We have numerous tools to aid with your investigation and search for +EV bets
- Live databases such as "Match xG", "Detailed Games" and "Expected Player Shots on Target" update data in real time based on changing market conditions. For example, if the o2.5 price in a match start to steam in then our expected goals for the match will change in real time to reflect the steam
- "Market Models" can be used to bet at the bookmaker and the exchange. These tools (such as the Game Centre, Betbuilder, Horse Race Meetings and x180s tool) calculate and return the fair odds in hundreds of markets for all primary sporting events
- Calculators such as the Variance Model, Systems Bet Calculator, Virtual Racing Calculator help with calculating various outcomes used in daily Advantage Play



## Education

By accessing to the Hub you will find:

### Knowledge Bank

Getting started, bankroll management, managing variance, how to use the trackers and tools...



### FAQ's

If you have a question, it has probably been asked before...



### Sports Strategies

There are edges everywhere!



### Results

How the tools and trackers have performed.




## Who are we?

**Basher Tom** is a Chartered Civil Engineer who studied predictive statistics and artificial intelligence over a 7 year postgraduate research project. He spent ten years as a consultant to the Government modelling optimal infrastructure spend on the M25 road network. In 2015 Duncan and Tom co-founded bookiebashing.net and he subsequently swapped a career modelling asphalt for a career modelling xG. Tom presents the BashCast podcast and cashed the 2017 WSOP main event by repeatedly getting his chips in badly.

**Basher Duncan** is a Chartered Accountant with a degree in Physics with Astrophysics. In 2002 he read a book about poker and put £40 on the table, £120 was withdrawn the same day and he has been playing with winnings ever since. The poker tables became more of a grind after a few years but he was tipped off about matched betting in 2006 and this evolved into value betting as he realised there was equity being left on the table.

**Basher Lee** speaks 8 languages, English, PHP, Python, Java, Html, SQL, Javascript, C++ he found the beauty of Value betting after a couple of years of matched betting. He decided to build a couple of personal value betting tools which led to him meeting Tom and Duncan - and joined bookiebashing.net as a third joint owner in 2017.

# ODDS EXPLAINED



## Odds Explained

In the UK odds are usually expressed in one of two formats, the traditional type is fractional odds; these are shown in the form  $x/y$  where  $x$  is the profit from any given stake  $y$ . So odds of 5/1 (5 to 1) will result in a profit of £50 for a £10 bet (a bet of £10 will return £60 as your stake will also be returned). The alternative is to use decimal odds; these are shown as a single figure  $x$  which can be multiplied by your stake to give you the return should it win. The equivalent of 5/1 in fractional odds is 6.0 in decimal odds. Decimal odds are generally more useful for the modern gambler as comparisons are easier to make and accumulators (multiple bets) easier to calculate.

### Addition for non-independent event "e.g. Federer or Djokovic to win Wimbledon

To add the probability together of two events where only one can occur:

$$p(A \text{ or } B) = p(A) + p(B)$$

### Addition for non-mutually exclusive events

To add the probability together of two events where both can occur:

$$P(A \text{ or } B) = p(A) + p(B) - p(A \text{ and } B)$$

### Addition for independent events e.g. Federer wins Wimbledon and Hamilton wins Grand Prix

To convert from decimal odds to probability, take the reciprocal of the decimal odds. For example 3.0 in probability =  $3^{-1} = 0.333 = 33\%$

### Multiplication for independent events (e.g. Arsenal to beat Coventry and Man Utd to beat West Ham)

To work out the odds of accas, multis, parlays, lucky 15s – whatever you call them

$$p(A \text{ and } B) = p(A) \times p(B)$$

## Multiplication for non-independent events (e.g. Arsenal to have 5+ corners and Arsenal to have 2+ goals in a game)

It is not possible to calculate the probability of non-independent events with a straight multiplication. For example, if the odds of Arsenal to have 5+ corners in a game are 2.0 and the odds of Arsenal to have 2+ goals in the same game are 2.0 then we cannot simply multiply 2 by 2 to work out the fair odds of both occurring. We may have seen historically that Arsenal are likely to have fewer goals when they rack up corners. The reason behind this could be to do with corners being won in lieu of a goal being scored through a block or a save.

In situations where the occurrence of one event has an effect on the probability of the second event it is necessary to account for co-efficients such as exclusivity and clustering. Bookiebashing has undertaken extensive research to enable our industry leading "Betbuilder" calculator to consider co-efficients when multiplying together same-game combination bets (such as #YourOdds, or #Requestabets...we call them "Combobets", and we monitor the EV of hundreds of thousands of them each year, in real time).

## Overrounds

When we add the probability of all of the events together we will find that a bookmakers odds sums to more than 1.0. For example a bookmaker may be 1.8 on O'Sullivan and 1.91 on Hendry in a snooker win market comprising only 2 contestants. The reciprocal of these odds is 56% and 52% = 108%. The 8% on top of the market is the bookmakers margin. This is what they add in to the market to make a profit. A 97% market is a rare under-round and the bookmaker would lose money offering this to customers.

# WHAT IS ADVANTAGE PLAY/VALUE BETTING



## Value betting

Value betting is the practice of finding a bet at odds that give you the 'edge' over the bookmaker or exchange.

If there is a better chance of an event occurring than the odds taken then we have a 'value' bet. At bookiebashing we define the chance of the event occurring as the Fair Odds. The fair odds of an event occurring is often the subject to much debate – however we use an important rule, and that is that we always benchmark them from a reliable source. That source will depend on the market that we are modelling.

Value betting, in the long run, is the most profitable sports betting strategy. For instance, the bookmaker has offered odds of 2.50 on Arsenal to beat Manchester United. The implied probability of this event occurring is  $2.50 - 1 = 0.4$ . In other words, the bookmaker says Arsenal have a 40% chance of winning the match. If the fair probability of Arsenal winning is defined as 45% from a reliable source then we have an 'edge' because the "fair odds" should be  $100/45 = 2.22$ . If we consistently bet at odds of 2.50 when the fair odds should be 2.22, we will make a profit in the long-term.

## Expected Value

The Expected Value (EV) shows the amount we 'expect' to win per bet on average. It relates to how much we would win or lose if we were to place the same bet over and over again.

This can be shown through the toss of a coin. With an unbiased coin there is an Even money (decimal odds of 2.00) chance of calling 'heads' or 'tails' correctly. If we can back odds of 2.05 on either heads or tails, we have a value bet because the odds we receive represent a greater chance of winning than the true probability.

## How do you calculate the expected value of a bet?

We divide the Fair Odds by the Back Odds. In the coin flip example,  $EV = 2.05 / 2 = 102.5\%$  We would expect to make £2.50 for every £100 staked. In the Arsenal example,  $EV = 2.5/2.22 = 112.6\%$  We would expect to make £12.60 for every £100 staked.

It's important to remember that a bet will only offer value if you accurately calculate the percentage outcome of an event. If you are serious about betting, you should only bet when you have a positive expected value. If you are an advantage player (or an aspiring advantage player) you will be aware of this.

Bookiebashing can assist your search for value bets through a series of tools, live trackers and education.

# BENCHMARKING





## Benchmarking

At Bookiebashing we estimate and track the EV and ROI of hundreds of thousands of bets each year. To estimate EV we benchmark all of our trackers against Fair Odds.

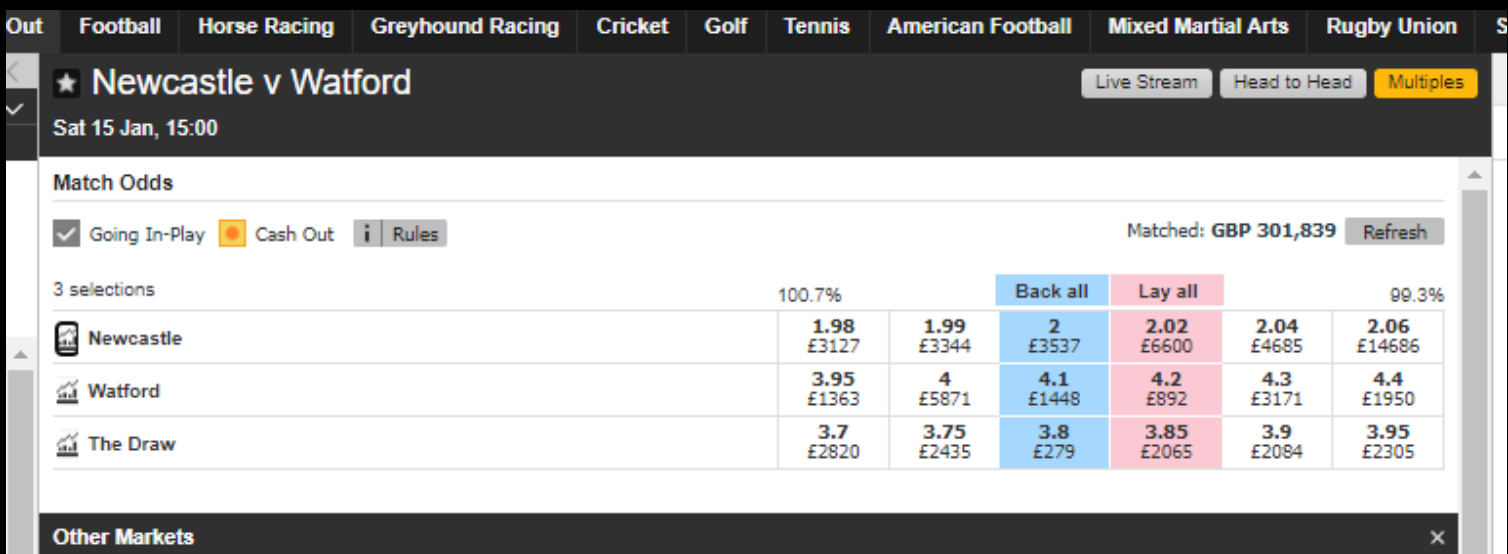
We use 6 methods for benchmarking value:

1. Benchmarking from an exchange
2. Benchmarking from the spread betting sites
3. Benchmarking from the top price at a range of bookmakers with appropriate markup
4. Benchmarking from a closed market at a bookmaker
5. Benchmarking from an in-house database using a probability distribution
6. Benchmarking from an in-house database using heuristic analysis

### 1. Benchmarking from an exchange

The betting exchanges provide valuable information as they are powered by the Wisdom of the Crowds. The line in each market is shaped by smart money; if the line is out Smart Money will come in and Back or Lay until the line is shaped into the best impression of the Wisdom of the Crowds.

The exchange provides a range of prices, and the exact fair odds is dependent on the market conditions. For example:



Out Football Horse Racing Greyhound Racing Cricket Golf Tennis American Football Mixed Martial Arts Rugby Union S

★ Newcastle v Watford Live Stream Head to Head Multiples

Sat 15 Jan, 15:00

Match Odds

Going In-Play  Cash Out  Matched: GBP 301,839

3 selections 100.7% Back all Lay all 99.3%

Newcastle	1.98 £3127	1.99 £3344	2 £3537	2.02 £6600	2.04 £4685	2.06 £14686
Watford	3.95 £1363	4 £5871	4.1 £1448	4.2 £892	4.3 £3171	4.4 £1950
The Draw	3.7 £2820	3.75 £2435	3.8 £279	3.85 £2065	3.9 £2084	3.95 £2305

Other Markets



The exchange provides the following information:

- Back 2.00
- Lay 2.02
- Last Price Matched 2.00
- Midpoint 2.01

The Fair Odds could subjectively be any of these prices. At Bookiebashing we apply logic to the exchange depending on the gap, the liquidity and the traded prices to determine Fair Odds. Our trackers update in real time to adjust to movements on the exchange.





## 2. Benchmarking from the spread betting sites

The Spread Betting sites provide Buy and Sell lines for a variety of markets. For example:

	Exeter Chiefs Tries	0	3.5	3.8
	Glasgow Warriors Tries	0	1.8	2.1

We can use this information to benchmark under the assumption that the spreads will be shaped on either side by sharp money. In the above example we can determine that a fair expected mean for Exeter Tries will be between 3.5 (Sell line - pessimistic) and 3.8 (Buy line - optimistic). We can apply best judgement to whether bias will lie on the pessimistic or optimistic line to reverse engineer the expected mean that has been used by the traders to set the market.

From this position we can then apply an appropriate probability distribution to the expected mean to estimate Fair Odds.

	Bookie	Name	Book odds	Fair Odds	EV	KO	Credit
  	Skybet	Exeter v Glasgow - Each team 2+ tries in each half 	67.00	44.50	150.56	3 hours	BB
  	Skybet	Exeter v Glasgow - Each team 4+ tries 	19.00	13.00	146.15	3 hours	BB
  	Skybet	Exeter v Glasgow - Each team 5+ tries 	81.00	55.80	145.16	3 hours	BB
  	Skybet	Exeter v Glasgow - 5+ tries in each half 	51.00	37.80	134.92	3 hours	BB
  	Skybet	Exeter v Glasgow - 4+ tries in each half 	12.00	9.61	124.87	3 hours	BB
  	Skybet	Exeter v Glasgow - Each team 3+ tries 	5.00	4.15	120.48	3 hours	BB
  	Skybet	Exeter v Glasgow - Each team 1+ try in each half 	4.00	3.44	116.28	3 hours	BB
  	Skybet	Exeter v Glasgow - Each team 2+ tries 	2.10	1.86	112.90	3 hours	BB
  	Skybet	Exeter v Glasgow - 3+ tries in each half 	3.75	3.36	111.61	3 hours	BB
  	Skybet	Exeter v Glasgow - 2+ tries in each half 	1.73	1.65	104.85	3 hours	BB
  	Skybet	#Requestabet - Exeter v Glasgow - 2+ tries in each half 	1.73	1.65	104.85	3 hours	BB

### 3. Benchmarking from the top price at a range of bookmakers with appropriate markup

If we want to work out the odds of Allen Saint-Maximin to score first for Newcastle we can look on the exchange. However the market may be gappy:

Player	Back all	Lay all
Allan Saint-Maximin		
Eliot Anderson	1.02 £6	
Joelinton	8.4 £15	8.6 £27
Jacob Murphy	12.5 £10	13 £22

This market does not provide us with any information on the fair odds of Saint Maximin to score first. Alternatively we can look at the top price at a range of bookmakers:

Bookmaker	Odds
bet365	8.5
sky bet	6.5
PADDYPOWER.	7.5
William Hill	6.5
888 sport	7.5
betfair	7.5
BETVICTOR	6.5
CORAL	6.5
UNIBET	7.5
MANSON BET	6.5
BETFRED	5.5
SBK	7.2
Boyle-Sports	8
10	6.5
SPORT HASTON	6.5
novibet	6.6
SPORTING INDEX	9
SPREAD EX	7
QUINNET	7
betway	7
Ladbrokes	6.5
PARI MATCH	6.5
vbet	8.4

We determine that the top price of Allen Saint-Maximin is 9.0. We can use experience and/or a historical comparison against liquid exchange prices to apply an appropriate markup to the top price to determine Fair Odds. The appropriate markup will depend on:

- The number of bookmakers priced up (fewer bookmakers will have larger uncertainty in the price)
- The market (some markets attract more markup than others)
- The size of the odds (for bias such as fav-longshot bias)
- The standard deviation of the top price to the market mean (an outlier is likely an arbitrage opportunity and not indicative of Fair Odds)

In the above market we may assume that the usual markup on top price for First Goalscorer is 10%. However as the top price of 9.0 is an outlier (it is 12.5% above the 2nd top price) we may consider to apply zero markup and consider 9.0 to be the fair odds of St Maximin to score first.

#### 4. Benchmarking from a closed market at a bookmaker

A “closed” market is a market that contains all of the potential possible outcomes. For example if we know the odds of “over 3.5” centuries in a snooker match and “under 3.5” centuries in the same snooker match then we have a closed market – all of the outcomes are accounted for. From this position we can work out the exact over-round (markup) used by the bookmaker and then apply this with appropriate bias to assume the Fair Odds of an event. For example:

Home / Snooker / Competitions / The Masters / Matches	
Judd Trump v Barry Hawkins	
15 Jan 19:00	
Total Match Century Breaks.	
Over 3.5	Under 3.5
5.50	1.12

In the above example,

- The probability of Over 3.5 =  $5.5 - 1 = 18.2\%$
- The probability of Under 3.5 =  $1.12 - 1 = 89.3\%$
- The total percentage in the market is 107.5%, therefore the markup is 7.5%.

#### Fav-longshot bias

Markup can be applied equally in the market, but bookmakers often apply bias such as the fav-longshot bias where punters are likely to bet higher liability on outsiders than favourites. Therefore bookmakers may apply more bias to outsiders than favourites to maximise their profits. As a punter it is psychologically easier to bet £100 at 10/1 than £10,000 at 1/10, even though the liability risk is the same.

By assessing the entire market and applying relevant markup we can benchmark a wide range of bets in closed markets with a high amount of accuracy.

Bookie	Name	Book odds	Fair Odds	EV	KO	Credit
Sporting Index	Over 3 centuries in the Trump match. (£50 Max Bet)	12.00	6.92	173.41	5 hours	BB

## 5. Benchmarking from an in-house database using a probability distribution

If we have an estimation for the expected average line for an event, we can work out the price of an event occurring using an appropriate probability distribution. For example, if we have an expected goals (xG) line of 2.4 for an event, there are various probability distributions that can be used to determine the odds of over x goals in the game (for example, a Poisson distribution, a Negative Binomial distribution, a Poisson inverse Gaussian distribution).

Looking at Corners in Newcastle v Watford on the exchange:

Selection	Back Price (£)	Lay Price (£)
Under 10.5 Corners	1.01 £2	1.85 £199
Over 10.5 Corners	2.18 £169	2.82 £199

In the above example over 10.5 corners has a back of 2.22 and a lay of 2.48. There has been no price matched in this market. What is our value play here? Do we back 2.22, lay 2.48 or trade a back or lay price? If the latter, where should we set the line? How do we estimate the Fair Odds?

At bookiebashing we have a database (“detailed games database” under Tool”) that identifies the expected corners line from market conditions and updates in real time. To complement the database we have a calculator (the “BetBuilder”) that considers a probability distribution that is adjusted for the clustering effect of corners. The calculator suggests that:

BookieBashing BetBuilder

notes

- Only show games with cards & corners
- Switch to Match List View

Stat: Advanced Calculations | BBxCorners

Soccer | Competition: English Premier League (12/12) | Search: | Game(s): Newcastle v Watford - 15:00 [C] [S]

Team: Total

Duplicate

Over 10 corners

Period: Match

Total Odds: 2.47 | Reset

Newcastle v Watford (Over 10.5 corners)




We can see the fair odds of over 10.5 corners in Newcastle v Watford is 2.47. For a value bet we neither want to back 2.22 nor do we want to lay 2.48. However if we can trade a lay price at 2.24 we will have a value bet.

## 6. Benchmarking from an in-house database using heuristic analysis

It is possible to estimate the fair odds of an event occurring by looking at a historical analysis. Note that this option is entering into territory where we are taking the bookmakers on at their own game. It should always be assumed that the bookmakers have access to vastly more detailed historical databases than we are able to access, so this benchmarking technique should be applied sparsely and appropriately.

In other words, be aware of your own limitations and relative skill set.

In the example below Skybet are paying 7 places in the 1440 at Kempton:

14.40 Kempton- Lanzarote Handicap Hurdle (Listed Race) - Paying 7 Places instead of 4					
Coral Lanzarote Handicap Hurdle (Listed) (GBB Race)					
Sat 12:20 12:55 13:32 14:05 <b>14:40</b> 15:15 15:50					
Race Insights ▶ Free to watch shortly before 14:40					
Win & Each Way					
No.	Horse	Weight	Prev Price	Price	
15	 <b>Green Book</b> J: Ned Fox T: Miss V Williams	10-12	6.00	5.50	
Form: 2-211					
4	 <b>Marie's Rock</b> J: Nico de Boinville T: N J Henderson	11-8	6.50	6.00	
Form: 1/73-371					
7	 <b>Gelino Bello</b> J: H Cobden T: P F Nicholls	11-6	7.00	7.50	

To determine the fair price Green Book to win we can look at the win price on the exchange (6.6). However we cannot use the exchange to estimate the fair price of Green Book to finish in the top 7 as the exchange place markets only go up to the top 6.

Exchange Sportsbook Casino Slots Live Casino Poker Exchange Games Bingo Virtual Sports

Home In-Play Cash Out Football Horse Racing Greyhound Racing Cricket Golf Tennis American Football Mixed Martial Arts Rugby Union Snooker

Hide menu 14:40 Kempton Sat 15 Jan | 2m5f Listed Hcap Hrd

Live Stream Radio Tote Form & Results Place bets Win Only

My Markets Sports

All Sports Horse Racing - Today's Card Horse Racing GB Kempton 15th Jan 14:40 2m5f Listed Hcap Hrd

Win Each Way Place 3 Places 5 Places 6 Places 7 Places More

Going In-Play Cash Out Rules Pin Betfair SP [?] Timeform Matched: GBP 258,998 Refresh

19 selections 102.1% Back all Lay all 97.9%

	6	6.2	6.4	6.6	6.8	7
15 Green Book Ned Fox	£1585	£1191	£1196	£733	£965	£1341
4 Maries Rook Nico de Bomville	7.8 £79	8 £158	8.2 £150	8.4 £75	8.6 £81	8.8 £94
7 Gellino Ballo Harry Cobden	9 £401	9.2 £269	9.4 £311	9.6 £111	9.8 £127	10 £55
11 Up For Parol Gavin Sheehan	9.6 £243	9.8 £120	10 £67	10.5 £62	11 £81	11.5 £37
16 Cobblers Dream Jack Quinlan	13 £125	13.5 £96	14 £249	14.5 £34	15 £72	15.5 £49
20 On My Command Jonathan Burke	13 £129	13.5 £119	14 £311	14.5 £42	15 £88	15.5 £34
12 Earth Lord Tom O'Brien	19 £59	19.5 £125	20 £21	21 £212	22 £28	23 £12
3 Dans Le Vent Isabel Williams	18.5 £109	19 £39	19.5 £60	20 £96	21 £19	22 £12
8 Quinta Do Mar Luca Morgan	21 £60	22 £121	23 £12	24 £115	25 £87	26 £15
2 Chtibello Mr Tristan Durrell	19.5 £10	22 £86	23 £78	24 £22	25 £47	26 £36
6 Monte Cristo Connor Brace	29 £39	30 £112	32 £67	34 £147	36 £435	38 £63
13 Highway One O Two Jamie Moore	29 £32	30 £64	32 £191	34 £12	36 £15	40 £20
5 William Henry Jack Tudor	34 £74	36 £53	38 £38	40 £23	42 £33	46 £33
10 Cabot Cliffs Bridget Andrews	34 £40	36 £84	38 £41	40 £17	42 £42	44 £21
18 Bold Plan Sean Bowen	34 £31	36 £40	38 £57	40 £50	42 £29	48 £17
19 Fostersisland Emma Smith-Chaston	46 £23	48 £47	50 £11	55 £31	60 £44	65 £21
1 Call Me Lord James Bowen	48 £105	50 £54	55 £24	65 £17	70 £27	80 £29
17 Commanche Red Fergus Gillard	50 £100	55 £43	65 £24	70 £10	85 £20	100 £21
14 Press Your Luck Brendan Powell	85 £36	95 £19	100 £29	120 £12	200 £11	1000 £8
9 Carys Commodity Jonjo O'Neill Jr.	Non Runner 1.0%, Sat 15 Jan 14:01 (GMT)					

Timeform 1-2-3 Timeform View Timeform Cash Out Hints

In this example we can apply a historical analysis to estimate the probability of Green Book to finish in the top 7 positions. There are various levels of technical sophistication that can be used for such an analysis.

At Bookiebashing we account for this through the application of the "BB Algo" in horse racing. The BB Algo is a series of hundreds of equations that estimates the probability of any horse finishing in any position in any field size. We analysed the finishing positions of 1,512,665 horses and categorised them by number of horses in each race and split these into SP bands. From this we can tell that in 16 horse races a horse with odds of 13.5 would have finished in the top four 28% of the time. This allows us to fill in the gaps when a better metric isn't available.

Using the BB Algo on horse racing allows us to estimate the EV of every horse in every race, every day regardless of whether there is any other market information. The BB Algo has a long term ROI of +5.7% as of January 2022, and is a popular edge with Bookiebashing members.



Yesterday at 11:44

BB algo is a revelation just bash the volume in and the rest will look after itself.

100 4



Yesterday at 16:07

BB algo is brilliant in my opinion, allowed me to get a lot more volume down, which is key.

1

# BANKROLL MANAGEMENT





## Three Staking Plans

Staking appropriately is an essential aspect for any Advantage Player. Stake too high and you risk the chance of ruin. Stake too low and you fail to optimise the return from your edge.

There are many different types of staking strategies. At Bookiebashing we categorise them as follows:

- Unit Loss
- Unit Win
- Kelly Staking

Each of the above staking plans can be fixed (relative to the size of the bankroll) or proportional. There are other staking plans (such as progressive staking and Unit-impact staking) that we deem to be inappropriate to an advantage player at Bookiebashing.

The three variables that affect when a punter may want to adjust a stake are bankroll, EV and odds size.

### Unit-Loss Staking

Unit loss is a staking plan where we stake exactly the same unit for every bet, regardless of EV or odds. So for example, we may stake £1 at Evens and £1 at 10/1 and £1 at 100/1.

This strategy initially sounds sub-optimal, but it has its benefits. Primarily it is a very easy plan to follow, especially when placing multiples and System Bets such as Lucky 15s.

$$Unit\_Loss = 1(unit)$$

### Unit-Win Staking

Under Unit-Win Staking we adjust the stake so that we win the same amount on every bet. For example if we want to win £200 in every bet then we will stake £200 at evens, £100 at 2/1 and £20 at 10/1.

To Calculate Unit-Win Staking:

$$Unit\_Win = \frac{1}{odds - 1}$$

### Kelly-Staking

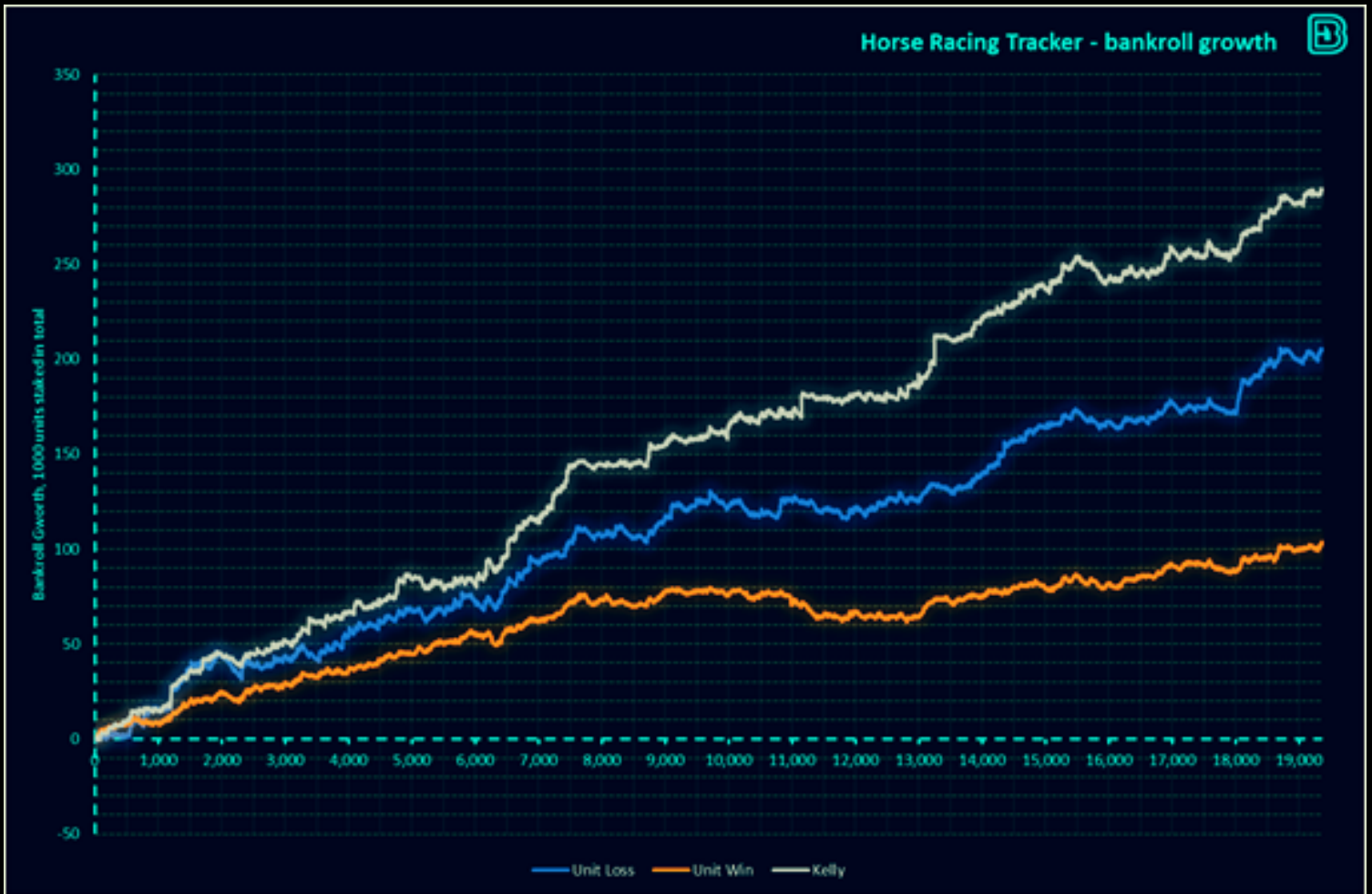
Kelly Staking was developed by John Kelly in 1956 to optimise the returns given that longer odds hold more expected value. Is derived from a paper from John Kelly called "A New Interpretation of Information Rate" which he wrote for AT&T to assist with signal noise issues over long distance telephone lines. John Kelly hypothesised that a logarithmic utility function would provide a staking methodology that would have a better return than Unit-Loss or Unit-Win staking if we can consistently bet on high value bets over a large enough sample size.

$$Kelly\_Stake = \frac{EV}{odds - 1}$$

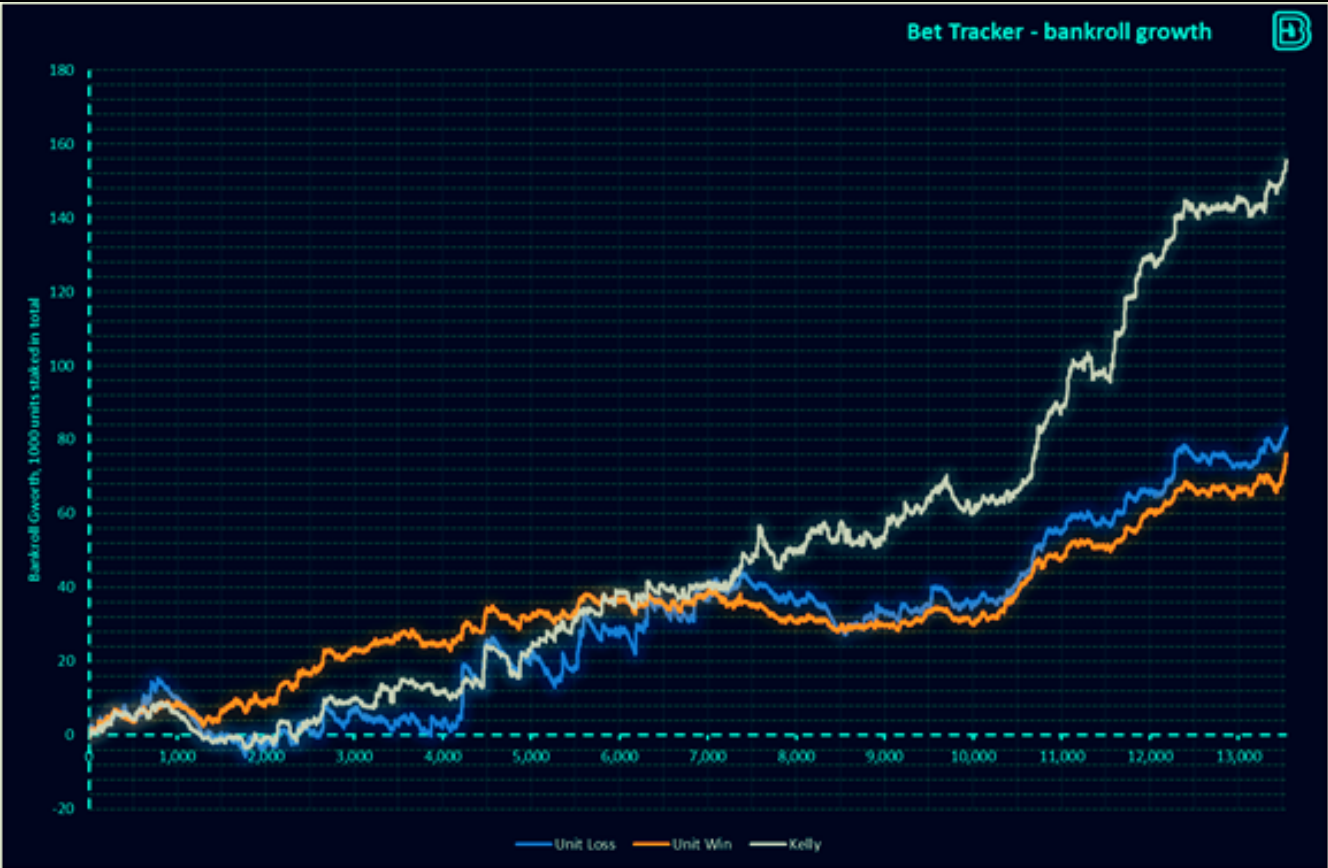
## A comparison using real data from Bookiebashing trackers

The Real-life betting histories to Jan-22) have been analysed from the BB Horse Racing Tracker, Golf Tracker, Bet Tracker and Darts bets from the x180s tool. The stakes have been normalised in each of the graphs below so that 1,000 unit stakes were placed in total under each betting history.

### Horse Racing Tracker



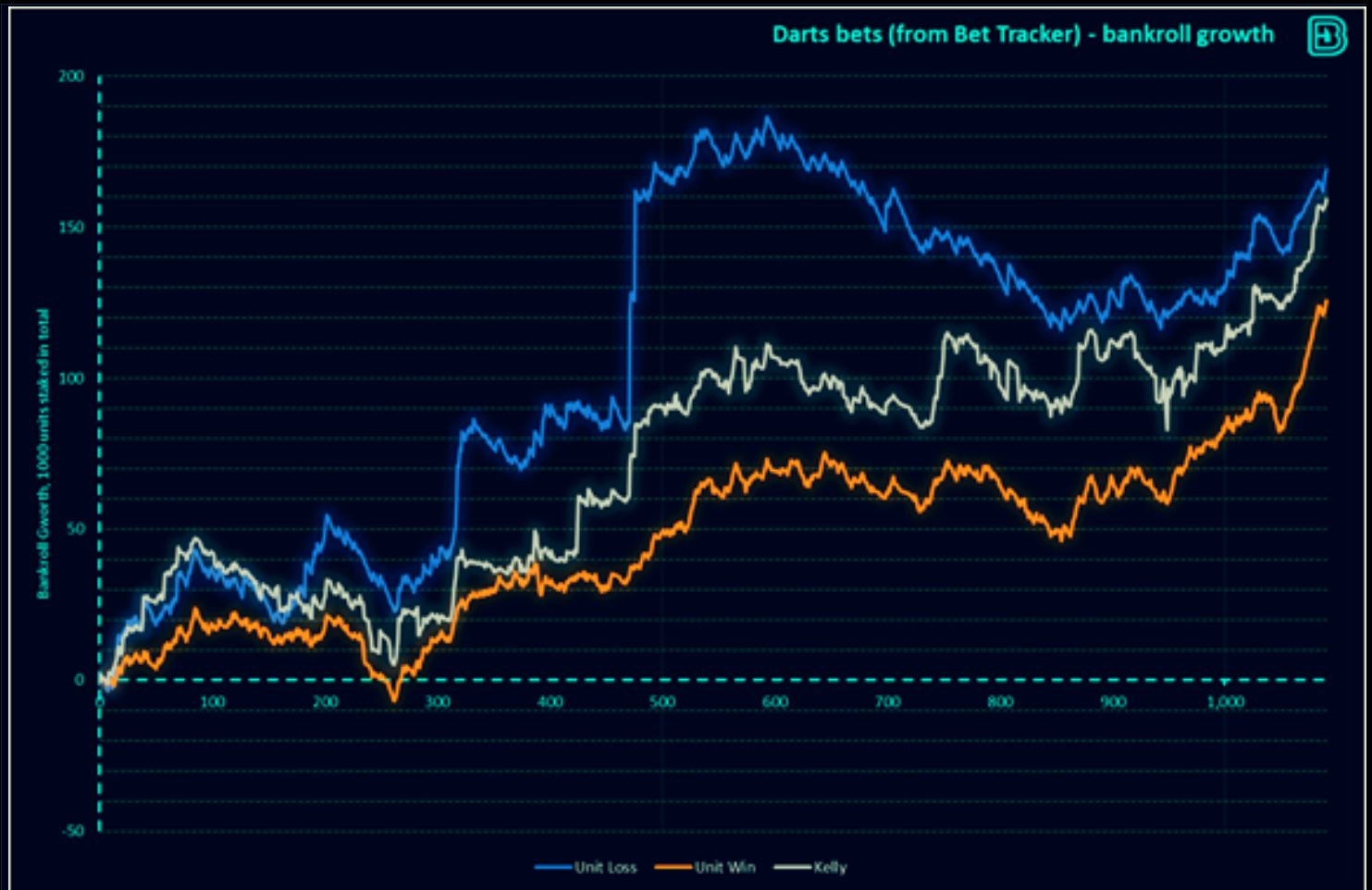
# Bet Tracker



# Golf Tracker



## Darts bets (from Bet Tracker)



## Commentary on real life Bet Histories

Kelly staking outperforms Unit-Win staking under every set of data. It is worth noting that the sample sizes of the Golf and Darts bet histories are several orders of magnitude lower than the Horse Racing and Bet Tracker bet histories.

## Proportional Staking

The above graphs consider Fixed Staking plans – the staking is fixed relative to the size of the starting bankroll and does not change. It may be preferable to adjust staking as a bankroll changes this has the benefit of maximising returns as a bankroll grows, and also protects against the risk of ruin if a losing run is encountered.

## A comparison of staking plans

The three variables that affect when a punter may want to adjust a stake are bankroll, EV and odds size.

Staking Plan	Bankroll	EV	Odds
Unit Loss	No	No	No
Unit Win	No	No	Yes
Kelly Staking	Yes	Yes	Yes
Unit Loss (proportional)	Yes	No	No
Unit Win (proportional)	Yes	No	Yes
Kelly Staking (proportional)	Yes	Yes	Yes

## Replaceable (or “loseable”) bankrolls

At Bookiebashing we recommend the concept of a “replaceable” bankroll. When deciding how much money to assign to a particular strategy.

DO NOT assign more money to that strategy than you can afford to comfortably lose in its entirety. Sports betting can be highly volatile and there will be frequent, long losing runs.

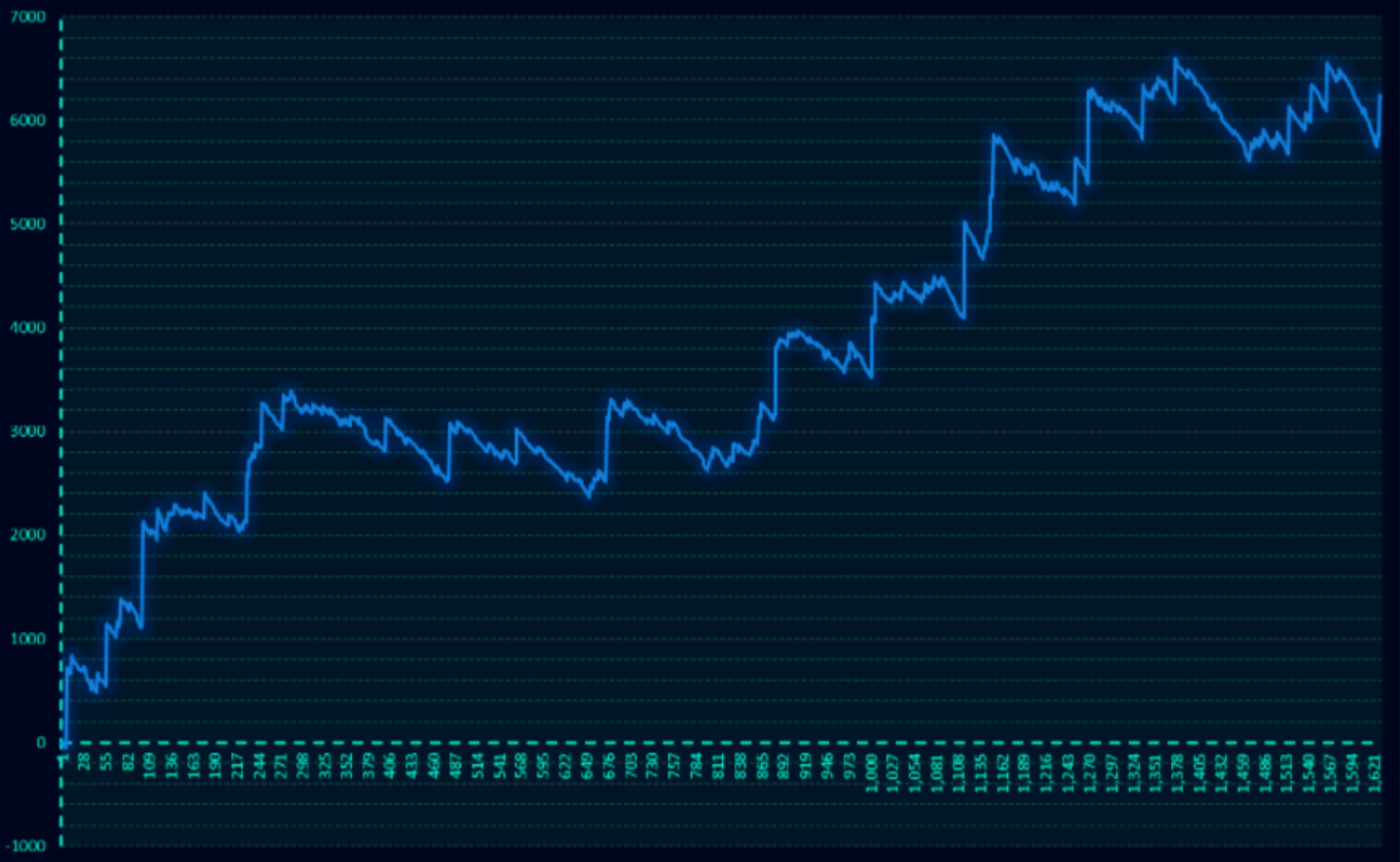
DO assign an amount of money to a bankroll that is “replaceable”. You may want to replace the bankroll under different conditions, or you may decide not to continue with a a particular strategy.

## Bookiebashing Golf Staking

The Bookiebashing golf staking methodology is a derivative of Kelly Staking. We decided to slightly change the logarithmic nature of Kelly to optimise our staking when betting 10-15% of the field Each Way to win a single event. More on the Bookiebashing golf staking methodology can be found here: <https://new.bookiebashing.net/hub/calculators/bb-golf-staking-2/>

## Maximum Drawdown

The maximum drawdown is the maximum observed loss from a peak to a trough of a portfolio. Here is the historical graph for the Golf Options we put up each week on Bookiebashing, with advised stakes:



The largest drawdown was between bets 284 and 653 from £3,386 to £2,361 (a period which lasted a few days over 1 year). Whilst we advise a bankroll of £1,000 under this staking plan – were you to have started at exactly bet 284, this bankroll would have been busted at the lowest trough one year later before we started catching up with Expected Value again.

## Compounding

In the analyses above we have assumed that Single bets have been placed.

One of the most effective tools in an advantage players armoury is the ability to compound EV. If we have two single independent bets that are 105% EV then we can create 110.25% EV ( $1.05 * 1.05$ ) bet by combining the two bets into a double. The EV of the double is more than the sum of its individual parts.

The effects of compounding can be dramatic. This is mostly seen in the Horse Racing and Coupons tracker results histories. Whilst the average ROI of a single horse on the horse racing tracker is 105% (as of Jan 2022), many bet histories will have ROIs of 20% or more due to the placement of Lucky 15s, Lucky 31 etc.

We recommend using doubles, trebles, Lucky 15s and Lucky 31s across all trackers wherever possible. The BookieBashing Systems Bet Calculator can be used to analyse the effect on EV when using system bets. It can also be used to calculate returns and p/l:

# System Bets Calculator

notes

System Patent/Lucky 15/31/63 Selections 4 Each Way Yes

Odds	Place Division	EV	Fair Odds	Outcome	Note/Description
3	1/5	W 2	P 1.2	Win Place Loss	Red Rum
25	1/5	W 2	P 1.2	Win Place Loss	Rum Red
21	1/5	W 2	P 1.2	Win Place Loss	Naybours
17	1/5	W 2	P 1.2	Win Place Loss	Mr Hoof

Stake Per Bet (£) 3 Odds Decimal Fractional American

Bookmaker Maximum Payout (£) 100000 Single Winner Bonus (multiple) 1 All Winners Bonus (%) 0 Rules WPLL = bonus Bonus applies to winnings

Total Bets	Perfect Return	Actual Return
30	£17142.67	£296.11
Total Stake	EV	Profit/Loss
£90	2391.60% (£2062.44)	£206.11

References/Description [View Calculation](#)

## Calculation

My Personal Bet Number 231a: Patent/Lucky 15/31/63/etc. 4 selections. Red Rum, Rum Red, Naybours, Mr Hoof

Use

Delete

## The Bookiebashing Variance Model

The Bookiebashing Variance Model is a Monte Carlo Simulation that will analyse the expected returns of a strategy over a user defined number of simulations given ROI, odds and bankroll.

### Variance Model [Notes](#)

Odds	Average (Mean)	15.81	Min	1.8	Max	80
EV (%)	Average (Mean)	111	Min	100	Max	140
Bets	471	Simulations	100000	Bank	10000	
Return %	2	Max Stake?	Yes	500	<a href="#">Calculate</a>	

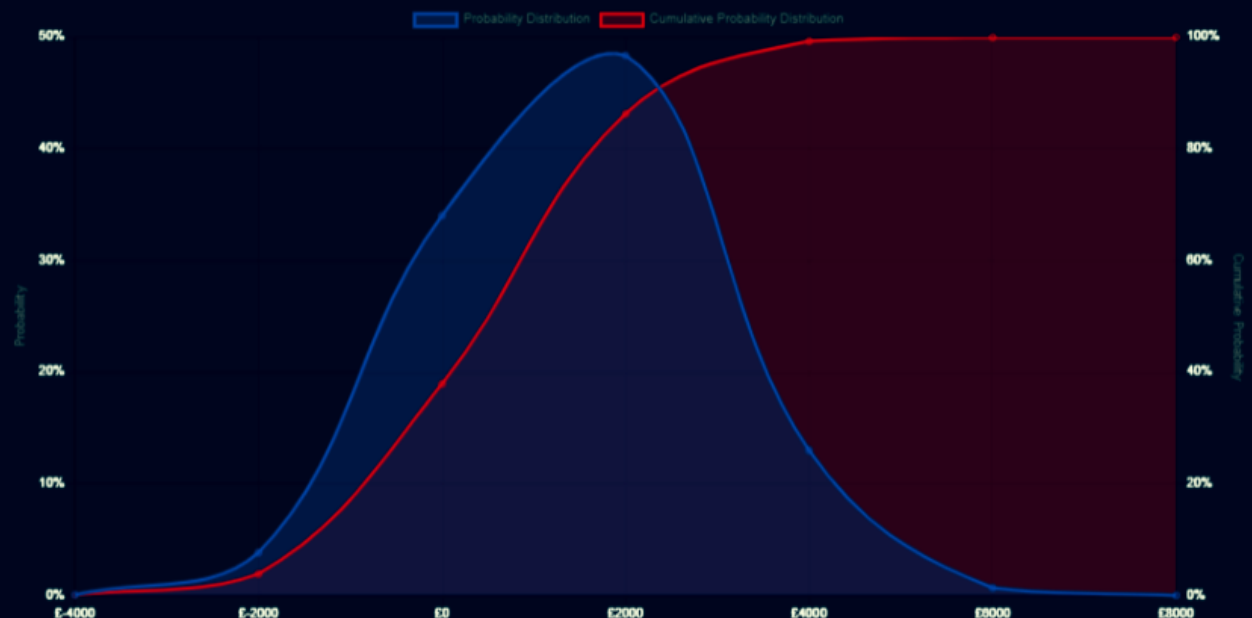


**Bets Generated:** Odds: Average 15.03; Min 1.85; Max 60.14; EV: Average 111.39; Min 100.11; Max 136.46; Took 19ms


**Simulations Run:** Average Result: £11507.70; Standard Deviation: £1412; Minimum Result: £-4443.94; Maximum Result: £7556.06; Bust Count 0; Time Taken 2194ms

Your result (£) -1000 3.90 percentile

Numerous factors can affect your variance and actual results. For example: the auto generated bets may not reflect your bet distribution; your bets may have crossover; over/under staking.




# TRACKERS





# Horse Racing Tracker



# How it works - Horse Racing Tracker

## What is it?

The Bookiebashing Horse Racing Tracker returns the EV of every horse at every bookmaker at every UK race – every day.

We determine the EV of each horse by estimating the probability of a finishing position between 1st and 10th. This is then compared to the odds and place terms available at the bookmaker to return the Expected Value.

## Horse Racing Tracker

[Racing Tracker](#)
[Race List](#)
[My Bets](#)
[Hidden runners](#)
[Race Meetings \(New\)](#)
[My settings](#)
[Racing Manager](#) [Interaction](#)

**Book** **Odds below (Filter)** **Odds above (Filter)**

- Paddy Power below 5000

100

**Book (Search)** **The OFF**

Book name Any [Refresh Tracker](#)

Bet name

Runner	C.	EV	Odds	N.Odds	Win F.Odds	Place F.Odds	Places	Terms	Race	Books	OC Update
Ballyconneely Bay		122.70	21.00	16.69	22.00	3.33	4	1/5	17:45 Newcastle		48 seconds ago
Mohareb		115.54	13.00	10.97	13.50	2.52	4	1/5	17:45 Newcastle		48 seconds ago
Let Her Loose		110.09	26.00	23.46	29.00	5.55	3	1/4	16:15 Newcastle		18 seconds ago
Dark Flame		109.68	34.00	30.77	48.00	5.12	5	1/5	15:15 Exeter		25 seconds ago
Normandy Soldier		108.52	10.00	9.07	10.00	2.39	5	1/5	15:15 Exeter		25 seconds ago
Uallrightharry		107.69	19.00	17.48	24.00	3.38	5	1/5	15:15 Exeter		25 seconds ago
Mr Harp		106.58	15.00	13.94	17.50	2.98	4	1/5	15:35 Sandown		37 seconds ago
Kitty Hall		105.80	81.00	76.39	190.00	10.06	4	1/5	12:35 Sedgefield		42 seconds ago
Kind Review		104.69	13.00	12.32	15.00	2.77	4	1/5	17:45 Newcastle		48 seconds ago
The Late Legend		104.68	17.00	16.14	20.00	3.38	5	1/5	15:15 Exeter		25 seconds ago
Storm Force Ben		104.31	7.00	6.64	7.60	1.89	5	1/5	15:15 Exeter		25 seconds ago
Hayedo		104.27	17.00	16.20	24.00	3.05	3	1/5	13:15 Sandown		54 seconds ago
On Call		103.72	11.00	10.53	13.00	2.44	5	1/5	15:15 Exeter		25 seconds ago
Copper Coin		101.77	9.50	9.30	10.25	2.44	4	1/5	15:35 Sandown		37 seconds ago
Snuff Box		100.86	15.00	14.85	18.50	3.15	5	1/5	15:15 Exeter		25 seconds ago
Topkapi Star		100.82	17.00	16.84	23.00	3.29	4	1/5	12:35 Sedgefield		42 seconds ago
Joupe		100.69	2.88	2.85	2.90	1.34	4	1/5	19:00 Dundalk		15 seconds ago

## Features

- Filter by “Your bookmakers” – get rid of any bookie you’re restricted at
- Drill into horse price information
- Assess price and EV history graphs
- Save your horses and bets to “My Selections”
- Draft doubles, trebles, lucky 15s/31s, Yankees etc.
- Configure data metrics used to calculate EV
- Odds cut at bookmaker? Use the Neutral Odds to see if its still a good bet
- Calibrate staking method to your personal preference
- Filter out Win Arbs for account longevity

## What you get access to

Get access to one of the most powerful horse racing trackers available to advantage players:

- The horse model can be used to bet each way at the bookmakers
- A common application of our tracker is through placing multiples – Lucky 15s and Lucky 31s compound the value. Whilst our Singles results have an ROI of 105%, placing these +EV horses in multiples can see long term ROI of 130%+
- Follow the smart money – when prices come down on the exchange EV rises on the tracker
- Use data metrics from a variety of sources
- The BBAIgo looks at historical data to plug the gaps where there is no priority data, ensuring we are able to estimate every horse in every race at any terms

## What does it not do?

This isn’t a basic arb tool. Nor is it a basic “Bad Each Way” tool. We estimate value whether the exchanges are liquid or not, and we return value on a large variety of races, regardless of their composition.

# Golf Tracker



# How it works - Golf Tracker

## What is it?

The Bookiebashing Golf Tracker returns the EV of every player at numerous bookmakers at every DP World Tour and PGA event – each week.

We determine the EV of each player by estimating the probability of a finishing position between 1st and 10th. This is then compared to the odds and place terms available at the bookmaker to return Expected Value.

**BOOKIE BASHING** HOME HOW IT WORKS TRACKERS TOOLS HUB LATEST NEWS LOGIN SIGN-UP

Competitions My settings Golf Manager Direct Scrapes Golfers Global settings

Competition: Sony Open in Hawaii 2022 | Players: 145 | First Tee: 13/01/2022 17:10:00

Markets	Win	Top 5	Top 10	Overrounds	Win	Top 5	Top 10
OC	Win	Top 5	Top 10	Bfex	95.82	477.80	957.14
My Selections	Hidden Selections			BBP			

Book: Show all books (100) | Filter out odds below: below | Filter out odds above: 5000

Book (Search): Book name | Golfer name (Search): Bet name | Refresh Tracker

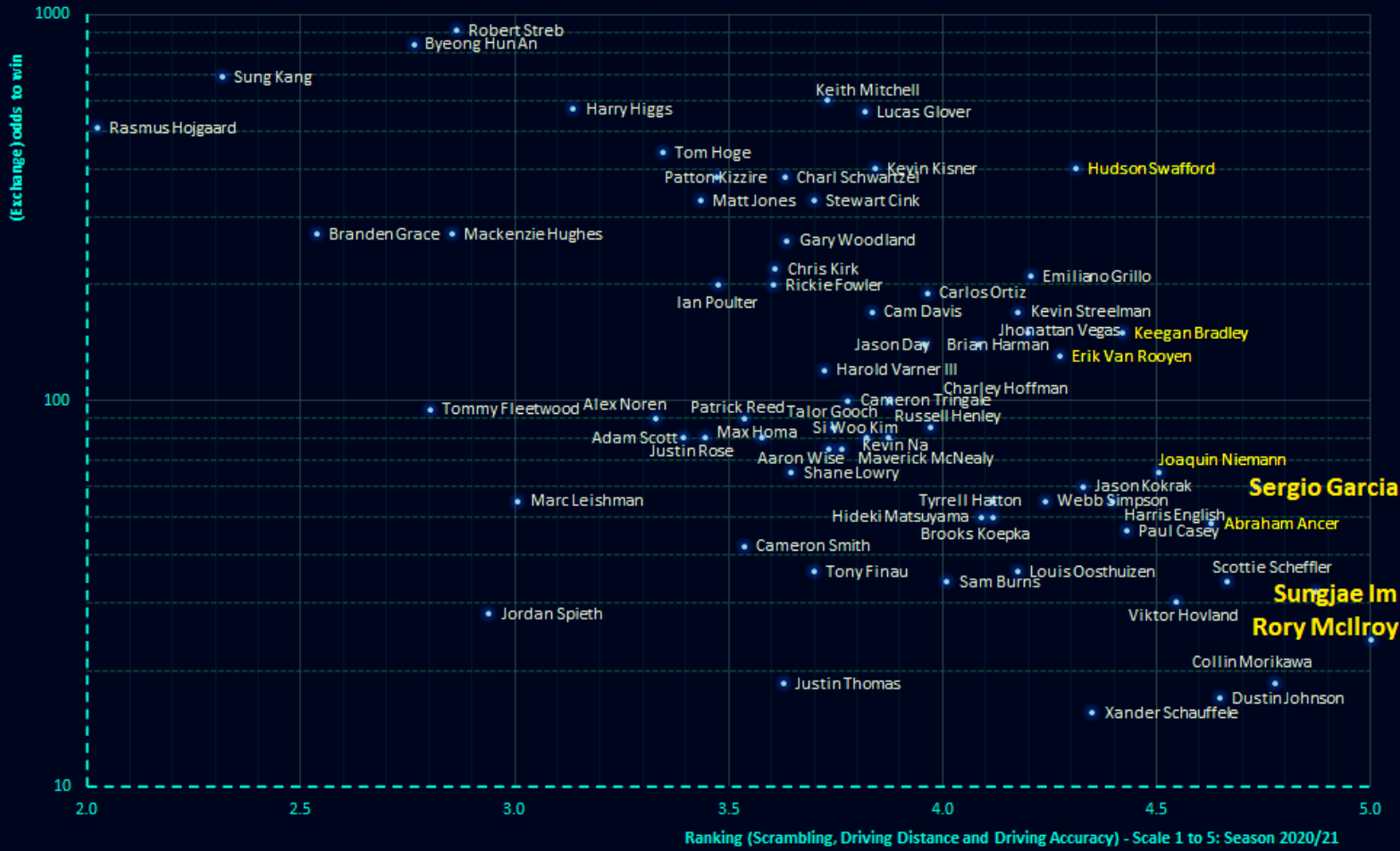
Runner	C.	EV	Odds	N.Odds	Win F.Odds	Place F.Odds	Places	Terms	Books
Tyler Duncan		165.38	501.00	301.78	570.00	41.59	7	1/5	CorbettSports, Skybet
Adam Svensson		136.76	276.00	201.35	240.00	44.00	5	1/4	Bet365, Skybet, Paddy Power, Betfair Sportsbook, 10bet
Peter Malnati		133.40	176.00	131.25	210.00	19.67	8	1/5	Skybet, 10bet, Sport Nation, Bet365, Pokerstarsports
Stephan Jaeger		129.62	126.00	96.61	140.00	15.36	8	1/5	Skybet, 10bet, Bet365, Betway, Unibet
Alex Smalley		126.67	141.00	110.97	120.00	26.50	5	1/4	Bet365, Skybet, Bet Victor, Spreadex, Betfred
Ryan Moore		125.66	251.00	199.14	410.00	26.83	8	1/5	Skybet, 10bet, Sport Nation, Bet365, Bet Victor
Adam Schenk		125.37	201.00	159.94	220.00	32.00	5	1/4	Bet365, Paddy Power, William Hill, Betfair Sportsbook, Spreadex

## Features

- Filter by “Your bookmakers” – get rid of any bookie you’re restricted at
- Drill into player price information
- Assess price and EV history graphs
- Save your golfers and bets to “My Selections”
- Monitor the field coverage and EV taken
- Draft each way doubles across PGA and Events
- Configure data metrics used to calculate EV
- Odds cut at bookmaker? Use the Neutral Odds to see if its still a good bet
- Calibrate staking method to your personal preference

## What you get access to

- Get access to the golf model used by Bookie Bashers, advantage players and successful tipsters “Weekly Golf Value”
- The golf model estimates value from a variety of sources across the market
- The golf model can be used to bet each way at the bookmakers
- The golf model can also be used to bet on the exchange following smart money
- The tracker utilises the power of smart money; when respected winning tipsters release their bets, money hits the exchange. As the price is driven down, the EV rises on our tracker. The tool can be seen as a repository for all that smart information; that is why we see a fantastic ROI even betting Win Only at exchange prices
- The golf model can even be used to value players for draft sports
- We produce weekly golf course analysis and a graph that ranks the field based on the metrics relative to that course. This can help narrow down the selections from the tracker



## Imitations

Beware of copy-cats that simply benchmark from the exchange. Our tracker is designed to include exchange information (we would be fool-hardy to ignore it) our model will still predict the place price with or without liquidity.

# Football Coupons Tracker





# How it works - Shop Coupon Tracker

## What is it?

The Bookiebashing Coupons Tracker returns the EV of every football team on select coupons at select bookmaker every week.

The Bookiebashing team source the best value coupons from the shops on relevant days. We enter these coupons into the coupon tracker and monitor EV for our members to bet on.

The EV of each team is benchmarked vs fair odds in real time. Where there is liquidity on the exchange we will use that source as a benchmark. However we monitor and track the EV in many coupons where there is no liquidity on the exchange. We calculate the fair odds of markets such as "Team to score in both halves" using in house algorithms from our Game Centre.

Teams that attract "smart money" find their prices dropping on the exchange, and they rise in position on our coupons tracker.

Book	Name	Dates	My Bets	Last update	Top treble EV
Betfred	GG Extra - Win & BTTS - Midweek	10/01/22 - 13/01/22	My Bets	9 seconds ago	92.97
Betfred	Total Goals - Win & 3 or More Goals - Midweek	10/01/22 - 13/01/22	My Bets	8 minutes ago	114.29
Betfred	First Half - Long List - Midweek	10/01/22 - 13/01/22	My Bets	7 minutes ago	95.57
Betfred	Long List - Match Odds - Midweek	10/01/22 - 13/01/22	My Bets	7 minutes ago	133.71
Betfred	Acca Insurance - Long List - Midweek	10/01/22 - 13/01/22	My Bets	7 minutes ago	133.71
Betfred	Both Halves - Team To Win Both Halves - Midweek	10/01/22 - 13/01/22	My Bets	6 minutes ago	98.82
Betfred	Both Halves - Team To Score In Both Halves - Midweek	10/01/22 - 13/01/22	My Bets	5 minutes ago	89.94
William Hill	Half Time - Half Time - Mon-Weds	10/01/22 - 13/01/22	My Bets	2 minutes ago	105.16
William Hill	Goal Time - Goal in Minutes 1-30 - Mon-Weds	10/01/22 - 13/01/22	My Bets	5 minutes ago	88.87
William Hill	Game Of Two Halves - To Win Both Halves - Mon-Weds	10/01/22 - 13/01/22	My Bets	2 minutes ago	81.02
William Hill	Game Of Two Halves - Team To Score Both Halves - Mon-Weds	10/01/22 - 13/01/22	My Bets	1 minute ago	101.29
William Hill	Match Winner - Win To Nil - Mon-Weds	10/01/22 - 13/01/22	My Bets	6 minutes ago	94.27
William Hill	Match Winner - Win & 2 or More Goals - Mon-Weds	10/01/22 - 13/01/22	My Bets	4 minutes ago	106.18

## Features

- Filter by EV, min and max odds
- Update cuts in real time
- Confirm the price is held for other users to see
- See the teams that have steamed in relative to the rest
- Add teams to “my selections” to build a coupon of 3-10 teams
- Select different data metrics (Lay, Last Price Matched, Back)
- See the top treble EV of each coupon to cherry pick the coupon with the greatest value

## What does it do?

The tracker utilises the power of smart money.

Bookiebashing members have used the coupon tracker to take advantage of and profit from in shop football coupons since 2016.

# Bet Tracker

(online, shop and private)



# How it works - Main Bet Tracker

## What is it?

A bet tracker that is populated daily with the best bets online and in shops.

We have a dedicated team who work 364 days a year (Xmas day excluded) to upload bets to the bet tracker – including boosts, standard markets, #YourOdds (and other similarly titled bets)

We determine the EV through a variety of benchmarks, including the exchanges, the spreads, oddschecker top price + markup and in house advanced calculations from our goals, corners and cards data libraries.

Bookie	Name	Book odds	Fair Odds	EV	KO	Credit
William Hill	12:30 #YourOdds - All 10 English Premier League Matches 04/12 To 06/12 - At Least 1 Card In Each Half In Each Match	201.00	69.12	290.80	1 day 1 hours	BB
William Hill	Liverpool, Manchester City & Blackburn all to win (was 5/2)	6.00	2.66	225.56	8 hours	BB
William Hill	12:30 #YourOdds - All 10 English Premier League Matches 04/12 To 06/12 - Over 32 Goals & Over 41 Cards Combined	29.00	19.15	151.44	1 day 1 hours	BB
William Hill	12:30 #YourOdds - All 10 English Premier League Matches 04/12 To 06/12 - Over 31 Goals & Over 39 Cards Combined	15.00	10.64	140.98	1 day 1 hours	BB
William Hill	12:30 #YourOdds - All 10 English Premier League Matches 04/12 To 06/12 - Over 30 Goals & Over 37 Cards Combined	9.00	6.45	139.53	1 day 1 hours	BB
Skybet	Liverpool, Manchester City & Blackburn all to win (was 5/2)	6.00	4.34	138.25	1 day 3 hours	BB
Skybet	Liverpool, Manchester City & Preston all to win (was 4/1)	8.00	6.06	132.01	1 day 3 hours	BB
William Hill	12:30 #YourOdds - All 10 English Premier League Matches 04/12 To 06/12 - Over 29 Goals & Over 35 Cards Combined	5.50	4.25	129.41	1 day 1 hours	BB
Skybet	Liverpool & Manchester City both to win & Blackburn to draw with Preston (was 4/1)	8.00	6.33	126.38	1 day 3 hours	BB
Paddy Power	Liverpool, Southampton & Newcastle all to win	11.00	8.96	122.82	1 day 3 hours	BB Bot
William Hill	12:30 #YourOdds - All 10 English Premier League Matches 04/12 To 06/12 - Over 33 Goals & Over 43 Cards Combined	46.00	37.71	121.98	1 day 1 hours	BB
Betway	Liverpool W and BTTS	4.00	3.37	118.69	1 day 3 hours	BB
Betfred	Virtual Double - Italian Herbs (13:08) and Adelaide Refrain (13:27) <span>shop 5</span>	23.00	19.48	118.07	1 hour 49 minutes	700
William Hill	12:30 #YourOdds - All 10 English Premier League Matches 04/12 To 06/12 - Over 28 Goals & Over 33 Cards Combined	3.50	3.03	115.51	1 day 1 hours	BB

## Features

- Filter bets by bookmaker, odds, EV and kick off time
- See shop-only bets
- Edit back odds when odds have been cut
- See the method used to calculate each bet (coming soon)
- Share bets with other members
- Use a Private bet tracker to track the price of live bets on your own private tracker without sharing the information with the community - useful when you have edges that do not sustain large volumes

## What you get access to

- Access to a public bet tracker, populated daily by the Bookiebashing team
- Access to a private bet tracker, populated by you via the Bet Builder.

# Early Payout Tracker



# How it works - Early Payout

## What is it?

A time saving way to benefit from bookmakers offering to pay out as a winner when your team goes two goals up.

EP Tracker My selections Hidden selections My settings EP Competitions Offer types Selection names Global settings

Book Odds below (Filter) Odds above (Filter)

Show all books 80 below above

Competition Selection (Search)

Show all competitions Bet name Refresh Tracker

Hide	Bookie	Sport	Event	Selection	Book odds	Lay	Rating	EV £(100)	N.Odds	KO	Ex. update	Book update
<input checked="" type="checkbox"/>	Bet365	Football	Doncaster v Oxford Utd	Doncaster	5.50	5.80	181.52	£4.22	5.28	8 hours	10 seconds ago	12 seconds ago
<input checked="" type="checkbox"/>	Bet365	Football	Real Madrid v Inter	Inter	3.10	3.20	169.34	£2.17	3.03	8 hours	8 seconds ago	6 seconds ago
<input checked="" type="checkbox"/>	Bet365	Football	Dortmund v Besiktas	Besiktas	13.00	15.00	166.44	£8.86	11.95	8 hours	8 seconds ago	6 seconds ago
<input checked="" type="checkbox"/>	Bet365	Football	Wycombe v Burton Albion	Wycombe	1.95	2.00	133.15	£0.83	1.93	8 hours	10 seconds ago	12 seconds ago
<input checked="" type="checkbox"/>	Bet365	Football	Stevenage v Scunthorpe	Scunthorpe	3.75	3.95	126.43	£1.34	3.70	8 hours	10 seconds ago	3 seconds ago
<input checked="" type="checkbox"/>	Paddy Power	Football	Rotherham v Gillingham	Gillingham	9.50	11.00	118.93	£2.58	9.27	8 hours	9 seconds ago	1 minute ago
<input checked="" type="checkbox"/>	Bet365	Football	Exeter v Northampton	Northampton	3.50	3.70	110.53	£0.57	3.48	8 hours	10 seconds ago	3 seconds ago
<input checked="" type="checkbox"/>	Bet365	Football	Porto v Atletico Madrid	Atletico Madrid	2.70	2.82	108.31	£0.35	2.69	8 hours	8 seconds ago	6 seconds ago
<input checked="" type="checkbox"/>	Paddy Power	Football	Dortmund v Besiktas	Besiktas	12.00	15.00	102.42	£0.48	11.95	8 hours	8 seconds ago	1 minute ago
<input checked="" type="checkbox"/>	Bet365	Football	Harrogate Town v Forest Green	Forest Green	2.38	2.48	100.76	£0.03	2.38	8 hours	10 seconds ago	3 seconds ago
<input checked="" type="checkbox"/>	Paddy Power	Football	Ajax v Sporting Lisbon	Sporting Lisbon	7.50	8.60	100.10	£0.01	7.50	8 hours	8 seconds ago	1 minute ago

## Features

- Filter by book, EV, Odds, Competition, KO time, search for a team
- Determine EV per £100, Neutral odds, KO time
- See detailed price information
- Add to my selections
- Calibrate settings to use a more complex analytical method that analyses the correct score market in higher scoring games
- Calibrate the EV calculation method using Lay or Advantage Play
- Change the Data metric from Lay, Last Price Matched and Back

# Combo Bets Tracker





# How it works - Combo Bets

## What is it?

The Bookiebashing combobets tracker is a scraping bot that will search through all football Combobets at William Hill (#YourOdds), Betfred (#PickYourPunt), Skybet (#RequestABet) and Paddy Power / Betfair Sportsbook (#WhatOddsPaddy / #OddsOnThat). The bot will then compare these bets against the goals, cards and corners lines in the live Bookiebashing detailed games database, and will calculate the EV of each bet. We include in the calculation a consideration of inclusivity of events (such as the fact that a team having more corners may result in the opposition having fewer corners) and clustering of events.

- Combobets can be valuable however they can also be susceptible to volume of money.
- For this reason we only make Combobets available 1 hour before Kick Off of every game.
- Combobets are available both on the Combobets tracker and are pushed to the main Bet Tracker.
- A list of targeted games, Kick Off Times and Show Times is available at the top of the Combobets Tracker.

## Combination Bets

1 2 7 upcoming games

Game	Kick Off Time	Show Time	Number of bets
Cameroon v Ethiopia	16:00	15:00	201
Napoli v Fiorentina	17:00	16:00	185
Famalicao v Belenenses	18:00	17:00	2
Cape Verde v Burkina Faso	19:00	18:00	111
Atletico Madrid v Athletic Bilbao	19:00	18:00	198

Bookmaker	All	Game	All	Min Ev	0	Odds	1	to	10000	Sort	Default	Descending
Game	Time	Bet	Bookmaker	Odds	Fair Odds	EV						
Cameroon v Ethiopia <small>BFX: Cameroon v Ethiopia</small>	16:00	<span>delta</span> Each team to get 4 or more Corners <small>#WhatOddsPaddy - Up to 9/1</small>	Paddy Power	4.50	3.54	127.19%						
Cape Verde v Burkina Faso <small>BFX: Cape Verde v Burkina Faso</small>	19:00	Cape Verde Over 1 Corner In Each Half <small>#YourOdds - Below 6/1</small>	William Hill	2.90	2.32	124.78%						
Cameroon v Ethiopia <small>BFX: Cameroon v Ethiopia</small>	16:00	<span>delta</span> Each team to get 6 or more Corners <small>#WhatOddsPaddy - Featured</small>	Paddy Power	29.00	23.29	124.54%						
Cape Verde v Burkina Faso <small>BFX: Cape Verde v Burkina Faso</small>	19:00	<span>delta</span> Cape Verde Over 2 Corners In Each Half <small>#YourOdds - 6/1 to 14/1</small>	William Hill	7.50	6.25	119.95%						
Cameroon v Ethiopia <small>BFX: Cameroon v Ethiopia</small>	16:00	<span>delta</span> Over 2.5 Goals; Over 2.5 Cards & Over 8.5 Corners <small>#WhatOddsPaddy - Featured</small>	Paddy Power	9.50	8.21	115.73%						
Cameroon v Ethiopia <small>BFX: Cameroon v Ethiopia</small>	16:00	<span>delta</span> Ethiopia Scores 1+ Goals & 5+ Ethiopia Corners <small>#WhatOddsPaddy - 10/1 to 24/1</small>	Paddy Power	21.00	18.50	113.53%						
Cameroon v Ethiopia <small>BFX: Cameroon v Ethiopia</small>	16:00	<span>delta</span> Over 2.5 goals; over 3.5 cards & over 8.5 corners <small>#WhatOddsPaddy - 10/1 to 24/1</small>	Paddy Power	15.00	13.47	111.38%						
Napoli v Fiorentina <small>BFX: Napoli v Fiorentina</small>	17:00	Napoli to win, over 2.5 goals, 6+ Napoli corners and 20+ Fiorentina booking pts <small>Popular RequestABets</small>	SkyBet	7.00	6.33	110.64%						
Cape Verde v Burkina Faso <small>BFX: Cape Verde v Burkina Faso</small>	19:00	<span>delta</span> At Least 1 Card In Each Half <small>#YourOdds - Below 6/1</small>	William Hill	1.85	1.68	110.29%						
Cameroon v Ethiopia <small>BFX: Cameroon v Ethiopia</small>	16:00	<span>delta</span> Each team to have 2 or more corners in each half <small>#WhatOddsPaddy - Featured</small>	Paddy Power	10.00	9.12	109.70%						
Cameroon v Ethiopia <small>BFX: Cameroon v Ethiopia</small>	16:00	<span>delta</span> At Least 1 Card In Each Half <small>#YourOdds - Below 6/1</small>	William Hill	1.95	1.80	108.23%						
Cameroon v Ethiopia <small>BFX: Cameroon v Ethiopia</small>	16:00	<span>delta</span> Over 3.5 goals; over 3.5 cards & over 8.5 corners <small>#WhatOddsPaddy - Featured</small>	Paddy Power	29.00	27.27	106.33%						
Liverpool v Arsenal <small>BFX: Liverpool v Arsenal</small>	19:45	<span>delta</span> At Least 1 Card In Each Half <small>#YourOdds - Below 6/1</small>	William Hill	1.67	1.57	105.85%						
Liverpool v Arsenal <small>BFX: Liverpool v Arsenal</small>	19:45	<span>delta</span> Over 1.5 goals, 3+ corners each team & 30+ match booking pts <small>RequestABet Specials Up to 10/1</small>	SkyBet	2.63	2.52	104.14%						

## Features

- An industry leading tool that breaks the mould – we identify +EV bets Combobets on all primary football games.
- Games are checked on a daily basis at William Hill, Betfred, Skybet and Paddy Power / Betfair Sportsbook.
- Bookmakers consider Combobets to be the domain of recreational bettors. For this reason restrictions are less prevalent to those that bet on them.
- Skybet have shown evidence that they are likely to raise the limits of accounts that frequently bet on #RequestABets – allowing larger stakes on restricted accounts on horses, golf, boosts etc.
- In 2021 14,717 +EV bets were determined in 3,212 different games.
- Bets are made available 1 hour before kick off
- Bets are pushed to the Main Bet Tracker so that they can be seen alongside your own public and private bets
- +EV William Hill #YourOdds are available on SSBTs in William Hill Shops.
- Back odds are updated in real time (with a short delay) so that cuts are identified by the system
- Filter by bookmaker, game, min EV or Odds.

# TOOLS



# Bet Builder



# How it Works - BetBuilder

## What is it?

The Bookiebashing Betbuilder Tool is a powerful tool to calculate the fair odds of any combination of goals, corners or cards in any time period of any group of games.

The Betbuilder can also bring in betfair markets, bookmaker top price markets and advanced calculations.

**Bookiebashing BetBuilder**  
notes

- Only show games with cards & corners
- Switch to Match List View

AND OR

Stat: Advanced Calculations BB xCorners

Soccer Competition: English Premier League (10/10) Search: Games: West Ham v Chelsea - 12:30 tomorrow [C] [S]

Team: West Ham

Duplicate

Most corners

Period: 1st Half

Stat: Advanced Calculations BB xSOT

Soccer Competition: English Premier League (10/10) Search: Games: West Ham v Chelsea - 12:30 tomorrow [C] [S]

Player: Jarrod Bowen Team: West Ham

Duplicate

Over 1 shots

Period: Match

Total Odds: 21.20 Reset

All of West Ham (Most corners) - First Half, West Ham v Chelsea - Jarrod Bowen (Over 1.5 shots)

## Features

- Consider Goals by Match, Team and Period for all liquid games listed on Betfair
- Consider Corners and Cards for all primary games, listed in the detailed games page
- Consider shots on target bets for Players (where we have data)
- Pre-populate the Live expected means for Goals, Corners and Cards by Period without the need for the user to research the data
- Provide a list of commonly used bet constructs e.g. 3+ goals, 3+ cards, 9+ corners
- Consider exclusivity variables between components that relate to each other; e.g. Both Teams to have 5+ corners must take into account that one team winning corners reduces the physical ability (and probability) of their opponent winning corners
- Consider Fair Odds from any Exchange Market (Fair odds will be the lay, Midpoint, LPM or Back depending on the market composition)
- Consider Top Price from a range of bookmakers with Markup
- Consider Player Shots on Target
- Consider all Game Centre Markets

# Game Centre



# How it works - Game Centre

## What is it?

The Game Centre is the modelling home for a lot of the tools and trackers at Bookiebashing. We are able to model a wide range of markets, from Win Both Halves to Match Odds and BTTS. These markets are updated in real time and provide odds for the bet tracker, coupons tracker, private trackers and Betbuilder calculator.

- The Bookiebashing Game Centre tool is a powerful football tool that calculates the Fair Odds of a multitude of goal-related markets.
- The Game Centre can be used for benchmarking value at bookmakers or seeding and trading markets on the exchange.
- Want to know the fair odds of BTTS, o3.5 and home win? Or 2-2 after 68 minutes? The game centre has the answer.
- We build up a correct score market to 20-20 and a user can add together any combination of scorelines to create any goals related market

## Game Centre



BB Game Centre Grid: Create Your Own Market

[Copy Calculated Markets to CSV](#) [Copy Correct Score Market \(0-90\) to CSV](#)

Markets	Odds
<b>Popular</b>	<b>Odds</b>
Tottenham	Home Team Popular 1.715 <a href="#">Delete</a>
Brentford	Away Team Popular 5.767 <a href="#">Delete</a>
Tottenham Win and BTTS	Home Win and BTTS Popular 3.954 <a href="#">Delete</a>
Brentford Win and BTTS	Away Win and BTTS Popular 12.05 <a href="#">Delete</a>
Either Team to Win and BTTS	Either Team to Win and BTTS Popular 2.977 <a href="#">Delete</a>
BTTS and Over 2.5 goals	BTTS and Over 2.5 goals Popular 2.521 <a href="#">Delete</a>
Tottenham win and Over 1.5 goals	Home win and Over 1.5 goals Popular 2.182 <a href="#">Delete</a>
Brentford win and Over 1.5 goals	Away win and Over 1.5 goals Popular 8.485 <a href="#">Delete</a>

## Features

- The Game Centre uses a hybrid model to calculate a correct score market for every game
- We use any information that is available at the exchange with respect to a correct score market, match odds and o2.5 odds. Where there are gaps – we build the rest of the correct score market ourselves based on the xG of both teams
- Any goal related market in any time period of the game can be estimated using the “create your own market” correct score grid
- A large range of markets is returned – BTTS, o/u goals, match odds and BTTS, team to win and o/u goals, 1st half winner, half time score, 2nd half winner, Asian Handicap, BTTS and over x.5 goals, draw and over x.5 goals, BTTS in halves, either team to win and over x.5, win both halves, clean sheet, team to score in both halves, first half o/u, correct score groupings, team to win first 15/20/25/30 mins
- Track any of the markets in the Game Centre in a private tracker (seen only by you). This can allow you to identify when any odds drift or steam to a particular price you are interested in

## What you get access to

- Get access to one of the most powerful football trading tools available to advantage players
- Monitor lines in real time. Data will change live as market conditions change
- Pick any game that is listed on Betfair exchange
- Create your own game with your own input variables
- Use the tracker to seed and trade exchange markets. Back at higher prices and lay at lower prices than the Fair Odds



# Correct Score Grid

BB Game Centre Grid: Create Your Own Market

From	0																			to	90																			Remove Row																																																																																																																																																																																																																																																																																																																																																																																																																
Selected: 2-0, 1-1, 2-1, 3-1, 3-0, 4-1, 4-2, 4-0																																																																																																																																																																																																																																																																																																																																																																																																																																																								
0-0	0-1	0-2	0-3	0-4	0-5	0-6	0-7	0-8	0-9	0-10	0-11	0-12	0-13	0-14	0-15	0-16	0-17	0-18	0-19	0-20	1-0	1-1	1-2	1-3	1-4	1-5	1-6	1-7	1-8	1-9	1-10	1-11	1-12	1-13	1-14	1-15	1-16	1-17	1-18	1-19	1-20	2-0	2-1	2-2	2-3	2-4	2-5	2-6	2-7	2-8	2-9	2-10	2-11	2-12	2-13	2-14	2-15	2-16	2-17	2-18	2-19	2-20	3-0	3-1	3-2	3-3	3-4	3-5	3-6	3-7	3-8	3-9	3-10	3-11	3-12	3-13	3-14	3-15	3-16	3-17	3-18	3-19	3-20	4-0	4-1	4-2	4-3	4-4	4-5	4-6	4-7	4-8	4-9	4-10	4-11	4-12	4-13	4-14	4-15	4-16	4-17	4-18	4-19	4-20	5-0	5-1	5-2	5-3	5-4	5-5	5-6	5-7	5-8	5-9	5-10	5-11	5-12	5-13	5-14	5-15	5-16	5-17	5-18	5-19	5-20	6-0	6-1	6-2	6-3	6-4	6-5	6-6	6-7	6-8	6-9	6-10	6-11	6-12	6-13	6-14	6-15	6-16	6-17	6-18	6-19	6-20	7-0	7-1	7-2	7-3	7-4	7-5	7-6	7-7	7-8	7-9	7-10	7-11	7-12	7-13	7-14	7-15	7-16	7-17	7-18	7-19	7-20	8-0	8-1	8-2	8-3	8-4	8-5	8-6	8-7	8-8	8-9	8-10	8-11	8-12	8-13	8-14	8-15	8-16	8-17	8-18	8-19	8-20	9-0	9-1	9-2	9-3	9-4	9-5	9-6	9-7	9-8	9-9	9-10	9-11	9-12	9-13	9-14	9-15	9-16	9-17	9-18	9-19	9-20	10-0	10-1	10-2	10-3	10-4	10-5	10-6	10-7	10-8	10-9	10-10	10-11	10-12	10-13	10-14	10-15	10-16	10-17	10-18	10-19	10-20	11-0	11-1	11-2	11-3	11-4	11-5	11-6	11-7	11-8	11-9	11-10	11-11	11-12	11-13	11-14	11-15	11-16	11-17	11-18	11-19	11-20	12-0	12-1	12-2	12-3	12-4	12-5	12-6	12-7	12-8	12-9	12-10	12-11	12-12	12-13	12-14	12-15	12-16	12-17	12-18	12-19	12-20	13-0	13-1	13-2	13-3	13-4	13-5	13-6	13-7	13-8	13-9	13-10	13-11	13-12	13-13	13-14	13-15	13-16	13-17	13-18	13-19	13-20	14-0	14-1	14-2	14-3	14-4	14-5	14-6	14-7	14-8	14-9	14-10	14-11	14-12	14-13	14-14	14-15	14-16	14-17	14-18	14-19	14-20	15-0	15-1	15-2	15-3	15-4	15-5	15-6	15-7	15-8	15-9	15-10	15-11	15-12	15-13	15-14	15-15	15-16	15-17	15-18	15-19	15-20	16-0	16-1	16-2	16-3	16-4	16-5	16-6	16-7	16-8	16-9	16-10	16-11	16-12	16-13	16-14	16-15	16-16	16-17	16-18	16-19	16-20	17-0	17-1	17-2	17-3	17-4	17-5	17-6	17-7	17-8	17-9	17-10	17-11	17-12	17-13	17-14	17-15	17-16	17-17	17-18	17-19	17-20	18-0	18-1	18-2	18-3	18-4	18-5	18-6	18-7	18-8	18-9	18-10	18-11	18-12	18-13	18-14	18-15	18-16	18-17	18-18	18-19	18-20	19-0	19-1	19-2	19-3	19-4	19-5	19-6	19-7	19-8	19-9	19-10	19-11	19-12	19-13	19-14	19-15	19-16	19-17	19-18	19-19	19-20	20-0	20-1	20-2	20-3	20-4	20-5	20-6	20-7	20-8	20-9	20-10	20-11	20-12	20-13	20-14	20-15	20-16	20-17	20-18	20-19	20-20

Add Part (AND) 2.23

# Wide Range of Markets

## Half Time Score

Odds

0 - 0 (HT)	0 - 0 (HT)	Half Time Score	3.526
1 - 1 (HT)	1 - 1 (HT)	Half Time Score	9.218
2 - 2 (HT)	2 - 2 (HT)	Half Time Score	96.39
1 - 0 (HT)	1 - 0 (HT)	Half Time Score	4.698
2 - 0 (HT)	2 - 0 (HT)	Half Time Score	12.52
2 - 1 (HT)	2 - 1 (HT)	Half Time Score	24.56
0 - 1 (HT)	0 - 1 (HT)	Half Time Score	6.918
0 - 2 (HT)	0 - 2 (HT)	Half Time Score	27.15
1 - 2 (HT)	1 - 2 (HT)	Half Time Score	36.17
Any Unquoted (HT)	Any Unquoted (HT)	Half Time Score	18.15

## 2nd Half Winner

Odds

Second Half Newcastle	Second Half Home	2nd Half Winner	2.413
Second Half Watford	Second Half Away	2nd Half Winner	4.171
Second Half Draw	Second Half Draw	2nd Half Winner	2.892

## Asian Handicap

Odds

Newcastle to win -0.5	Home Team to win -0.5	Asian Handicap	2.003
Watford to win +0.5	Away Team to win +0.5	Asian Handicap	1.997
Newcastle to win +0.5	Home Team to win +0.5	Asian Handicap	1.316
Watford to win -0.5	Away Team to win -0.5	Asian Handicap	4.165
Newcastle to win -1.5	Home team to win -1.5	Asian Handicap	3.818

# Match xG database



# How it works - Match xG

## Match xG

The Bookiebashing Match xG tool is a live database that estimates the Match, Home and Away xG in every game in every primary league worldwide. xG is estimated through an assessment of the over 2.5 price at both exchanges and bookmakers and will update in real time. The xG is used for calculations in the Game Centre.

### Daily Goals

Featured Competitions ▼

Copy csv

Today ▼

Competition	Game	Start	Over 2.5	Over	xG	1H xG 43.93%	2H xG 56.07%	Minute Split 0 - 30	C.	Details	Calc
English Premier League	Tottenham v Brentford	19:30	2.02	<input type="text" value="3"/> <input type="text" value="3.66"/>	2.66	1.17	1.49	0.72		<a href="#">Details</a>	<a href="#">Calc</a>
English Premier League	Man Utd v Arsenal	20:15	1.85	<input type="text" value="3"/> <input type="text" value="3.16"/>	2.84	1.25	1.59	0.77		<a href="#">Details</a>	<a href="#">Calc</a>
Italian Serie A	Torino v Empoli	17:30	1.74	<input type="text" value="3"/> <input type="text" value="2.86"/>	2.99	1.31	1.68	0.82		<a href="#">Details</a>	<a href="#">Calc</a>
Italian Serie A	Lazio v Udinese	19:45	1.83	<input type="text" value="3"/> <input type="text" value="3.19"/>	2.87	1.26	1.61	0.78		<a href="#">Details</a>	<a href="#">Calc</a>
Scottish Premiership	Celtic v Hearts	19:45	1.55	<input type="text" value="3"/> <input type="text" value="2.38"/>	3.33	1.46	1.87	0.91		<a href="#">Details</a>	<a href="#">Calc</a>
Brazilian Serie A	Bahia v Atletico MG	21:00	2.34	<input type="text" value="3"/> <input type="text" value="4.66"/>	2.39	1.05	1.34	0.65		<a href="#">Details</a>	<a href="#">Calc</a>
Brazilian Serie A	Gremio v Sao Paulo	23:00	2.54	<input type="text" value="3"/> <input type="text" value="5.03"/>	2.26	0.99	1.27	0.62		<a href="#">Details</a>	<a href="#">Calc</a>
Dutch Eredivisie	Az Alkmaar v Fortuna Sittard	17:45	1.53	<input type="text" value="3"/> <input type="text" value="2.34"/>	3.36	1.47	1.88	0.92		<a href="#">Details</a>	<a href="#">Calc</a>
Dutch Eredivisie	Ajax v Willem II	20:00	1.25	<input type="text" value="3"/> <input type="text" value="1.64"/>	4.27	1.88	2.40	1.16		<a href="#">Details</a>	<a href="#">Calc</a>
Portuguese Segunda Liga	Casa Pia v Varzim	20:15	2.06	<input type="text" value="3"/> <input type="text" value="3.67"/>	2.62	1.15	1.47	0.71		<a href="#">Details</a>	<a href="#">Calc</a>
Spanish Copa del Rey	Velez CF v Las Palmas	15:00	1.71	<input type="text" value="3"/> <input type="text" value="3.04"/>	3.04	1.33	1.70	0.83		<a href="#">Details</a>	<a href="#">Calc</a>
Spanish Copa del Rey	SD Gernika Club v Eibar	18:00	1.89	<input type="text" value="3"/> <input type="text" value="3.26"/>	2.79	1.23	1.57	0.76		<a href="#">Details</a>	<a href="#">Calc</a>
Spanish Copa del Rey	Guijuelo v Rayo Vallecano	18:00	1.33	<input type="text" value="3"/> <input type="text" value="1.78"/>	3.94	1.73	2.21	1.07		<a href="#">Details</a>	<a href="#">Calc</a>
Spanish Copa del Rey	San Agustin Guadalix v Osasuna	18:00	1.18	<input type="text" value="3"/> <input type="text" value="1.45"/>	4.70	2.06	2.64	1.28		<a href="#">Details</a>	<a href="#">Calc</a>

# Detailed Games database



# How it works - Detailed Games

## What is it?

The Bookiebashing detailed games tool is a library of expected goals, corners and cards in the featured football games of the day. The tool has a calculator so the user can quickly work out the probability of over any number of the relevant stat.

## Detailed Games

[Copy all to csv](#)

Competition	Game	Start	Details	Calculator	CSV
Bulgarian A League	CSKA Sofia v Lokomotiv Sofia	15:30	<a href="#">Details</a>	<a href="#">Calculator</a>	<a href="#">Copy csv</a>
Italian Serie A	Torino v Empoli	17:30	<a href="#">Details</a>	<a href="#">Calculator</a>	<a href="#">Copy csv</a>
Danish 1st Division	Hvidovre v Esbjerg	17:30	<a href="#">Details</a>	<a href="#">Calculator</a>	<a href="#">Copy csv</a>
Dutch Eredivisie	Az Alkmaar v Fortuna Sittard	17:45	<a href="#">Details</a>	<a href="#">Calculator</a>	<a href="#">Copy csv</a>
Israeli Premier League	Maccabi Haifa v Hapoel Haifa	18:30	<a href="#">Details</a>	<a href="#">Calculator</a>	<a href="#">Copy csv</a>
English Premier League	Tottenham v Brentford	19:30	<a href="#">Details</a>	<a href="#">Calculator</a>	<a href="#">Copy csv</a>
Italian Serie A	Lazio v Udinese	19:45	<a href="#">Details</a>	<a href="#">Calculator</a>	<a href="#">Copy csv</a>
Scottish Premiership	Celtic v Hearts	19:45	<a href="#">Details</a>	<a href="#">Calculator</a>	<a href="#">Copy csv</a>
Dutch Eredivisie	Ajax v Willem II	20:00	<a href="#">Details</a>	<a href="#">Calculator</a>	<a href="#">Copy csv</a>
Portuguese Segunda Liga	Casa Pia v Varzim	20:15	<a href="#">Details</a>	<a href="#">Calculator</a>	<a href="#">Copy csv</a>
English Premier League	Man Utd v Arsenal	20:15	<a href="#">Details</a>	<a href="#">Calculator</a>	<a href="#">Copy csv</a>
Brazilian Serie A	Bahia v Atletico MG	21:00	<a href="#">Details</a>	<a href="#">Calculator</a>	<a href="#">Copy csv</a>
Brazilian Serie A	Gremio v Sao Paulo	23:00	<a href="#">Details</a>	<a href="#">Calculator</a>	<a href="#">Copy csv</a>
Colombian Primera A	Tolima v America de Cali S.A	23:00	<a href="#">Details</a>	<a href="#">Calculator</a>	<a href="#">Copy csv</a>
Colombian Primera A	Millonarios v Alianza Petrolera	01:05 tomorrow	<a href="#">Details</a>	<a href="#">Calculator</a>	<a href="#">Copy csv</a>
Mexican Liga MX	Pumas UNAM v Atlas	03:00 tomorrow	<a href="#">Details</a>	<a href="#">Calculator</a>	<a href="#">Copy csv</a>

Detail	Value	Over alpha
Home Win (Fulham)	1.89	
Draw	3.85	
Away Win (Bournemouth)	4.80	
Over 1.5 Goals	1.30	
Over 2.5 Goals	1.94	
Over 3.5 Goals	3.35	
BTTS	1.82	
Match xG	2.74	3 3.41
Home xG <small>Spreadex: Fulham Goals SI: Fulham Team Goals</small>	1.69	3 11.24
Away xG <small>Spreadex: Bournemo Goals SI: Bournemouth Team Goals</small>	1.05	3 45.79
Home xG (admin - BB)	1.71	
Away xG (admin - BB)	1.03	
1st Half xG	1.20	3 29.61
2nd Half xG	1.54	3 14.13
Home 1st Half xG	0.74	3 143.58
Away 1st Half xG	0.46	3 772.32
Home 2nd Half xG	0.95	3 62.21
Away 2nd Half xG	0.59	3 316.01
Match Corners <small>Spreadex: Corners SI: Corners</small>	10.10	3 1.02
Home Corners <small>Spreadex: Fulham Corners SI: Fulham Team Corners</small>	5.67	3 1.25
Away Corners	4.43	3 1.02

## Features

- The detailed game page scrapes lines from a variety of sources
- Goals lines are taken from the exchanges (if liquid), the spreads (if available) or bookmaker prices + markup
- Corners and cards lines are taken from an average of the spread betting sites
- Goals, corners and cards are split based on Bookiebashing algorithms
- The detailed games library data can be used for trading on the exchanges
- The detailed games library data is used in the Bookiebashing Betbuilder calculator

# Player xSOT database



# How it works - Player xSOT

## Player xSOT

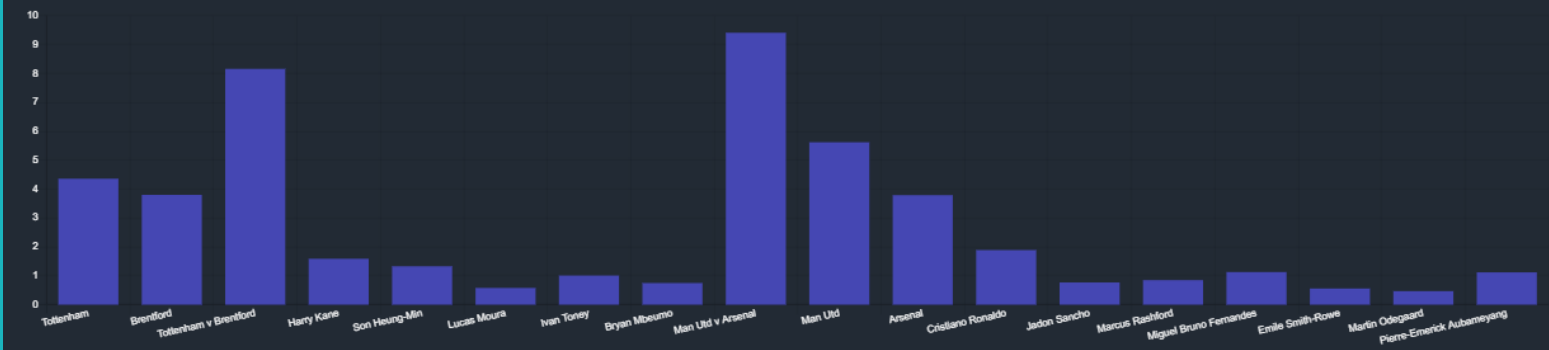
The Bookiebashing Player xSoT tool is a live database that estimates the Shots on Target for each player in primary football games. Expected shots on target is taken through an assessment of bookmakers that offer both an Over and Under price. Shots lines can be adjusted, and players can be combined with exclusivity co-efficients added to the calculation depending on if the players are in the same match, or on the same team. Shots on target by half can be calculated. The Shots on Target tool can be used for trading on the exchange, or benchmarking bookmaker value.

### Expected Shots On Target

Calculator

Add Bet Part Total Odds 0.00 Reset

Data



Tottenham v Brentford (English Premier League - 19:30)

Player	Team	xSOT	Over
home		4.36	1 1.00
away		3.80	1 1.12
match		8.16	1 1.00
Harry Kane		1.59	1 2.12
Son Heung-Min		1.33	1 2.61
Lucas Moura		0.58	1 6.67



x180s database

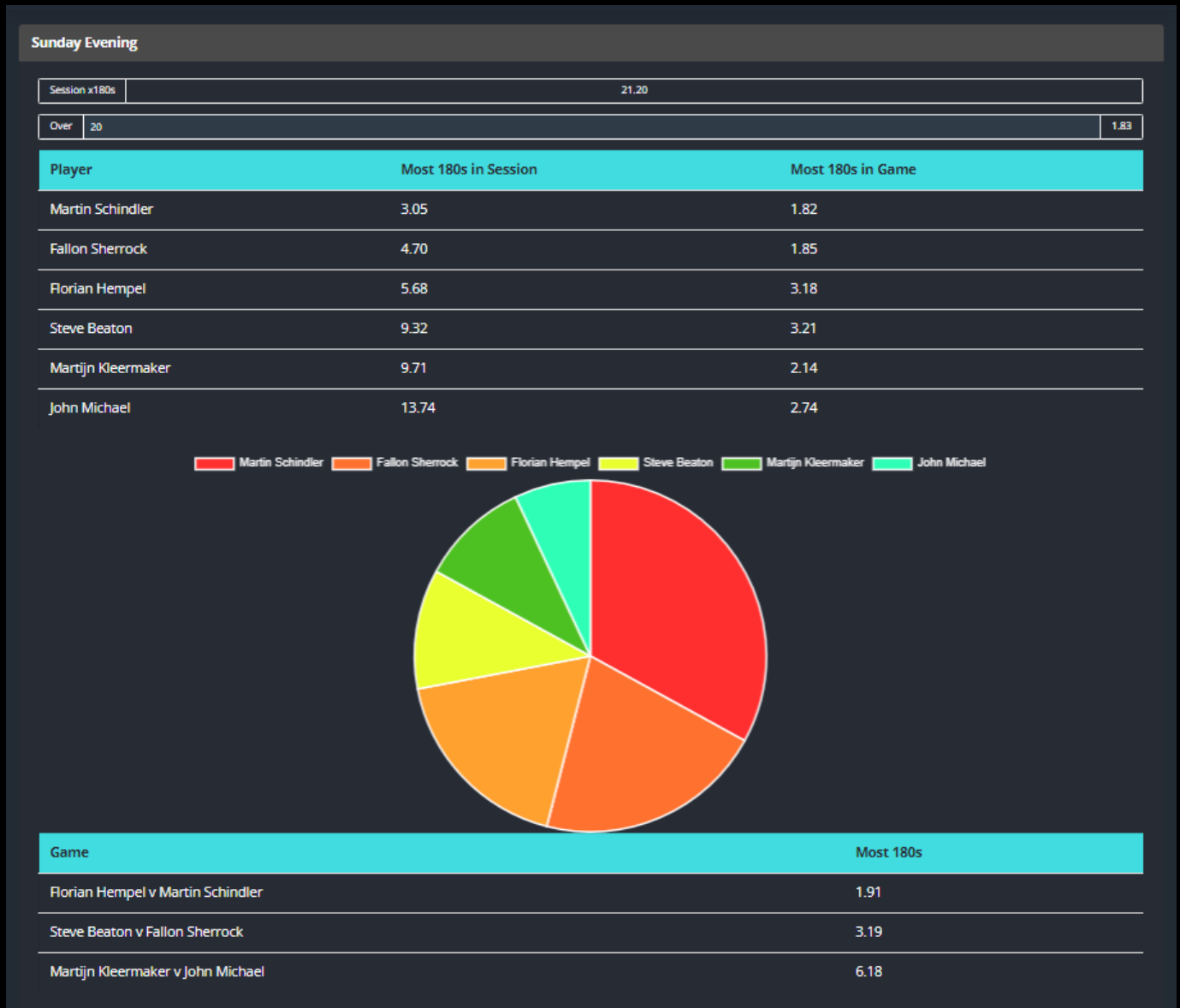


# How it works - x180s

## What is it?

The Bookiebashing x180s tool is a library for Expected 180s from each player in major darts tournaments such as the Premier League of Darts and the World Championships.

The x180s tool can be used for betting on both the exchanges and the bookmakers.



## Features

- The x180s takes an average of the spread values for 180s in each match
- Users can calibrate the data to adjust the line from the Sell to the Buy price
- Session markets are aggregated based on the user calibration
- Most 180s can be used to bet on at the exchanges and the bookmakers
- Specialist lines, such as Player to win and throw over x.5 180s, are summarised under each match

# Virtual Racing database



# How it works - Virtual Horses

## Virtual Horses

Virtual racing doubles are consistently high value +EV bets.

## Assessing the value

The Bookiebashing virtuals tool assesses all horses at the virtual racetracks, and applies a markup with appropriate bias. Users can quickly determine the fair odds of all horses in all races – and can quickly combine two horses to determine the value of the Betfred Virtual Double.

### Virtual Racing

The Virtual Racing Calculator below can be used to calculate the fair odds of each horse in a virtual race at Steepledowns, Portman Park and Sprint Valley. Fair odds are calculated through an assessment of the markup in the race without bias. Combine two virtual horses together to get a price for a double. e.g. Betfred's twice daily big EV Virtual Doubles

Search Horse:  1 options

Select Horse:  [Add Selection](#)

House Of Mirth 4.12 [Remove](#)

Tamarley 4.45 [Remove](#)

**Fair Odds: 18.48** Back Odds:  **113.64%**

Bot Name:

Bookmaker:   [Shop](#) [Send To Tracker](#)

Race	Favourite	Odds	Overround	Fair Odds	Details
11:27 - SprintValley, 5F SPRINT HANDICAP	Prize Galleon	6.50	129.92%	8.44	<a href="#">Full Race</a>
11:36 - Portman Park, HANDICAP FLAT	Fair Oak Runner	4.33	122.04%	5.29	<a href="#">Full Race</a>
11:42 - Steepledowns, HANDICAP CHASE	Canobie	7.00	134.05%	9.38	<a href="#">Full Race</a>
11:49 - SprintValley, 5F SPRINT HANDICAP	Foreign Debt	7.50	129.98%	9.75	<a href="#">Full Race</a>
11:57 - Portman Park, HANDICAP FLAT	House Of Mirth	3.25	126.66%	4.12	<a href="#">Full Race</a>
12:12 - Steepledowns, HANDICAP CHASE	Tamarley	3.75	119.71%	4.49	<a href="#">Full Race</a>
12:19 - SprintValley, 5F SPRINT HANDICAP	Wots In	5.50	127.20%	7.00	<a href="#">Full Race</a>
12:22 - Portman Park, HANDICAP FLAT	Rise Of Silas	5.50	127.78%	7.03	<a href="#">Full Race</a>
12:34 - Steepledowns, HANDICAP CHASE	Friars Song	7.50	129.61%	9.72	<a href="#">Full Race</a>
12:59 - SprintValley, 5F SPRINT HANDICAP	Sour Face	5.50	134.23%	7.38	<a href="#">Full Race</a>
13:19 - Portman Park, HANDICAP FLAT	Steel Boots	6.00	132.72%	7.96	<a href="#">Full Race</a>

# Horse Race Meetings



# How it works - Horse Racing Meetings

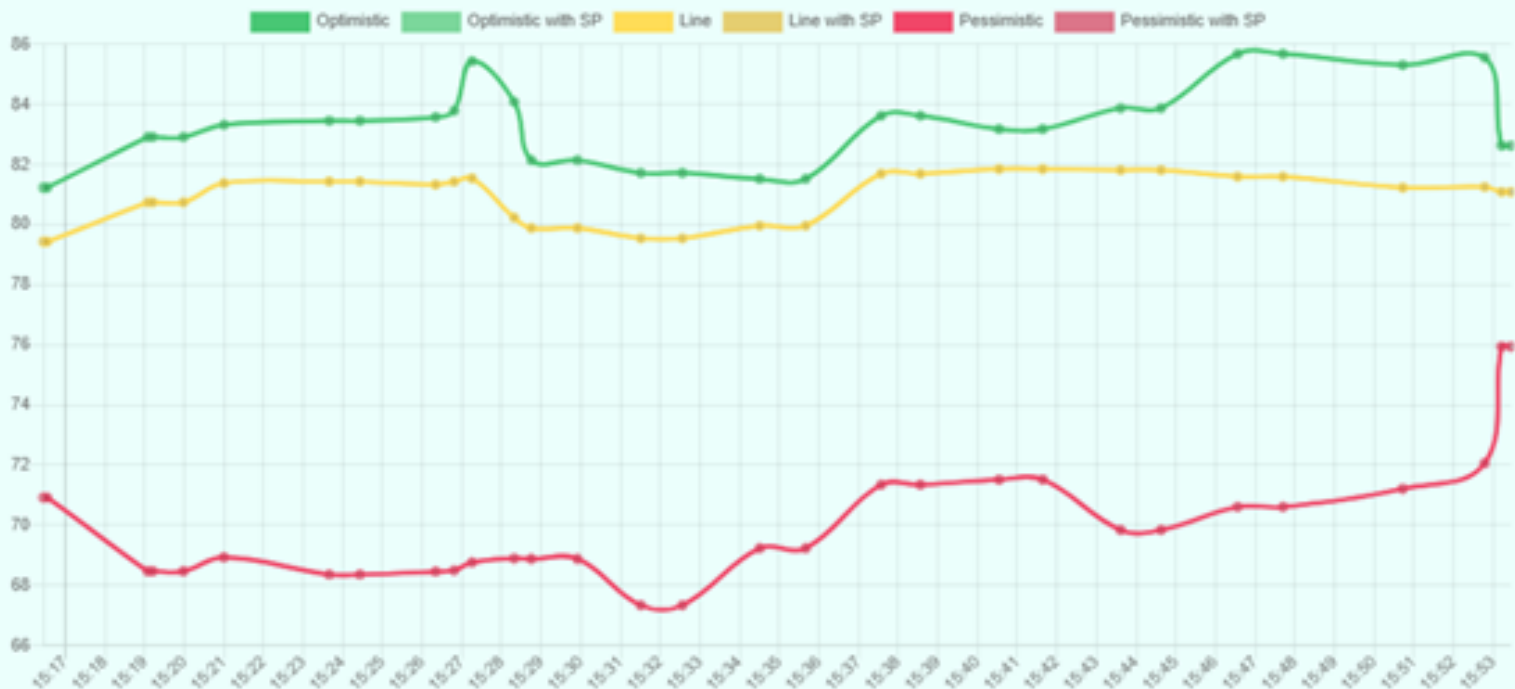
## What is it?

The Bookiebashing Horse Racing Meetings Tool is a library of summary information from each horse race meeting in the day

The tool is used by advantage players for betting at the bookmakers and the spread sites

## Meeting Graphs

### Favourite Performance



## Features

- Determine favourite performance at each meeting in the UK each day
- Determine 50up, Ton up, #1s, BW and Winning Fav means
- Look at jockey performance over a meeting - including a live probability of a jockey to have over x.5 winners

Datalab



# How it works - Datalab

## What is it?

The Bookiebashing Datalab tool returns the back price, lay price or last price matched from any single or group of exchange markets on Betfair exchange for personal analytics

The screenshot displays the Datalab web application interface. At the top, a navigation bar includes 'Connected', 'Info /Options', and various tool options: 'Datalab', 'Goals', 'Detailed', 'Bet Builder', 'xSOT', 'Game Centre', 'x180', 'Combo Bets', 'Virtual', 'Admin', and 'History'. Below the navigation bar, a summary box shows '24 markets selected' with buttons for 'Clear', 'Show Current Selection', 'Download Csv', and 'Copy csv'. Two date input fields are set to '2021-12-03', and a dropdown menu is set to 'TO\_SCORE'. A row of checkboxes allows users to select data types: 'Lay Price', 'Last Traded Price', 'Back Price', 'Min(Lay, Valid LTP)' (checked), 'Max(Back, Valid LTP)', and 'Market Volume'. The main content area is divided into five filter panels: 'Sports' (Soccer), 'Countries' (AE, AL, AM, AR, BA, BD, BE, BO, BR), 'Competitions' (English Championship, German Bundesliga, Spanish La Liga, All), 'Events' (Union Berlin v RB Leipzig, Granada v Alaves, Fulham v Bournemouth), and 'Markets' (To Score).

## Features

- Download live .csv files
- Copy Markets to CSV clipboard to paste straight into excel for fast analyses



# System Bets Calculator



# How it works - System Bets Calculator

## What is it?

At Bookiebashing we promote the use of multiples bets (system bets) to compound EV. The Bookiebashing System Bets calculator will determine EV and returns of Doubles, Trebles, Quadruples, Lucky 15s, Lucky 31s, Canadian bets etc. Bets can be saved to a users tracker so that results can be updated at a future time.

## System Bets Calculator

notes

System Patent/Lucky 15/31/63 Selections 4 Each Way Yes

Odds	Place Division	EV	Fair Odds	Outcome	Note/Description
3	1 / 5	W 2	P 1.2	Win Place Loss	Red Rum
2.5	1 / 5	W 2	P 1.2	Win Place Loss	Rum Red
21	1 / 5	W 2	P 1.2	Win Place Loss	Naybours
17	1 / 5	W 2	P 1.2	Win Place Loss	Mr Hoof

Stake Per Bet (£) 3 Odds Decimal Fractional American

Bookmaker Maximum Payout (£) 1000000 Single Winner Bonus (multiple) 1 All Winners Bonus (%) 0 Rules WPLL = bonus Bonus applies to winnings

<b>Total Bets</b>	<b>Perfect Return</b>	<b>Actual Return</b>
30	£17142.67	£296.11
<b>Total Stake</b>	<b>EV</b>	<b>Profit/Loss</b>
£90	2391.60% (£2062.44)	£206.11

Reference/Description Save Calculation

### Calculation

My Personal Bet Number 231a: Patent/Lucky 15/31/63/etc. 4 selections. Red Rum, Rum Red, Naybours, Mr Hoof Use Delete

# Variance Model



# How it works - Variance Model

## What is it?

The Bookiebashing Variance model is a Monte Carlo simulation that will show you the likely returns from a betting strategy when simulated over thousands of trials.

### Variance Model Notes

Odds	Average (Mean)	15.81	Min	1.8	Max	80
EV (%)	Average (Mean)	111	Min	100	Max	140
Bets	471	Simulations	100000	Bank	10000	
Return x%	2	Max Stake?	Yes	500	Calculate	



**Bets Generated.** Odds: Average 15.03; Min 1.85; Max 60.14. EV: Average 111.39; Min 100.11; Max 136.46. Took 19ms

**Simulations Run.** Average Result: 115.08% (£1507.70). Standard Deviation: £1412. Minimum Result: £-4443.94. Maximum Result: £7556.06. Bust Count 0. Time Taken 2194ms

Your result (£)  3.90 percentile

Numerous factors can affect your variance and actual results. For example: the auto generated bets may not reflect your bet distribution; your bets may have crossover; over/under staking.



# Calculators



## **Staking with Kelly**

For optimising your staking

## **System Bets**

Doubles, Trebles, Lucky 15's, Patents etc returning £ and EV and adjustable for bonuses

## **Overround**

Calculate the book edge in any particular market

## **Each Way**

Manually assess the value of those each way bets

## **Dead Heat**

For calculating the return when your golfer or horse finishes in a tied position spanning the place market.

## **BB Golf Staking**

Aggressive staking strategy designed for each way golf bets

## **OR single event**

For dependent events such as either Salah or Mane to score

## **OR independent**

For independent events such as either Federer to win or Tiger Woods to win

# RESULTS



# Results

At Bookiebashing we have two important principles for our trackers: transparency and independent verification.

## Transparency

- We monitor the ROI of all of our trackers
- We update this regularly (at least every 3 months)
- We record the p/l of all bets regardless if Win, Lose, Void or Place
- As professional Advantage players we do not celebrate winning runs in the same manner that we do not commiserate losing runs.
- We make our results available to all (members and non-members) here: <https://new.bookiebashing.net/hub/results/>

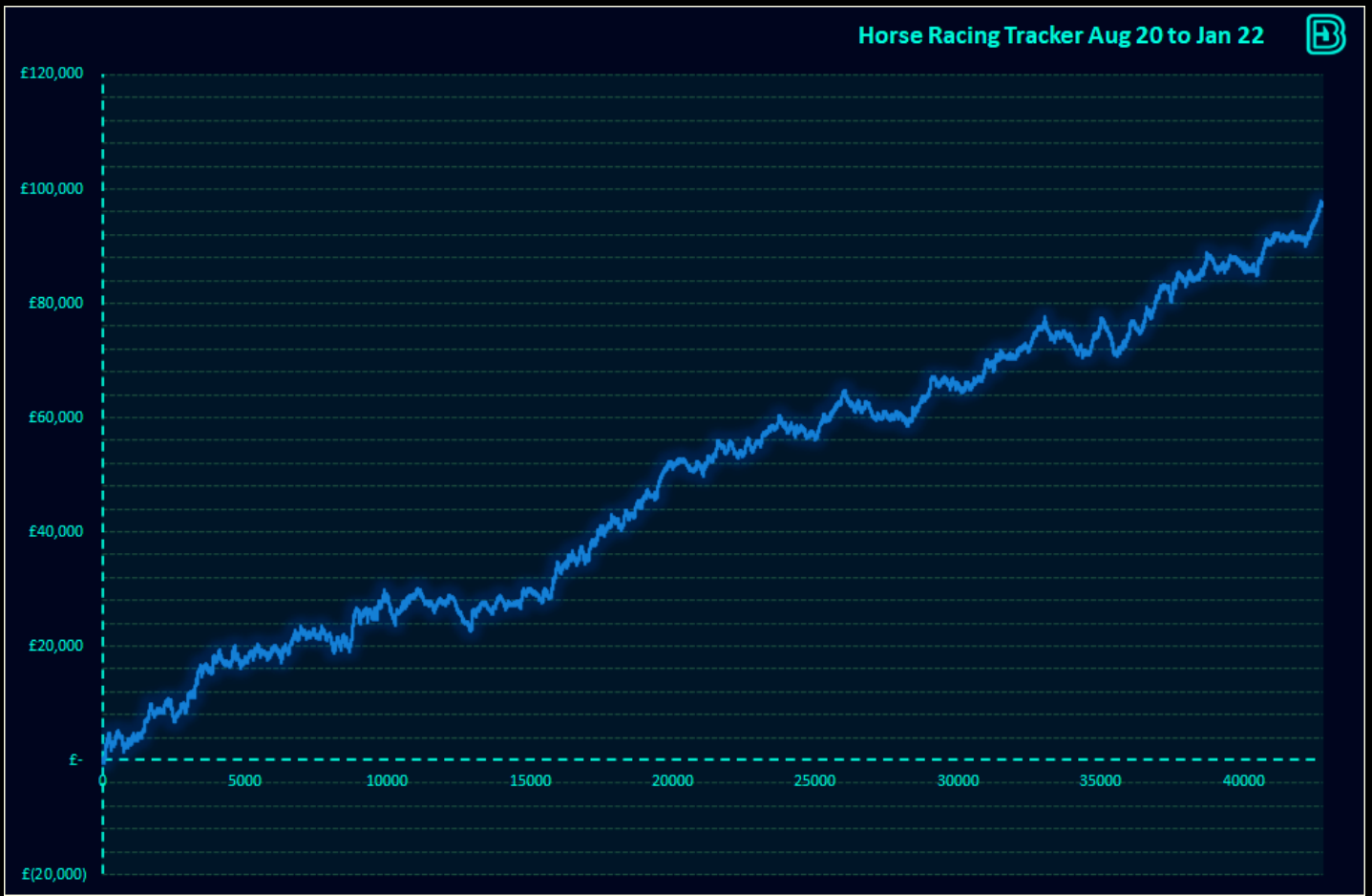
## Independent Verification

- Smart Betting Club (SBC) independently proof the results of three of our trackers; Horse Racing, Golf and the Coupons Tracker.
- Our Horse Racing and Golf trackers have been deemed sufficient quality to receive a “Hall of Fame” recommendation as one of the best gambling products available.
- Our Coupons Tracker also received an extremely high rating after review.

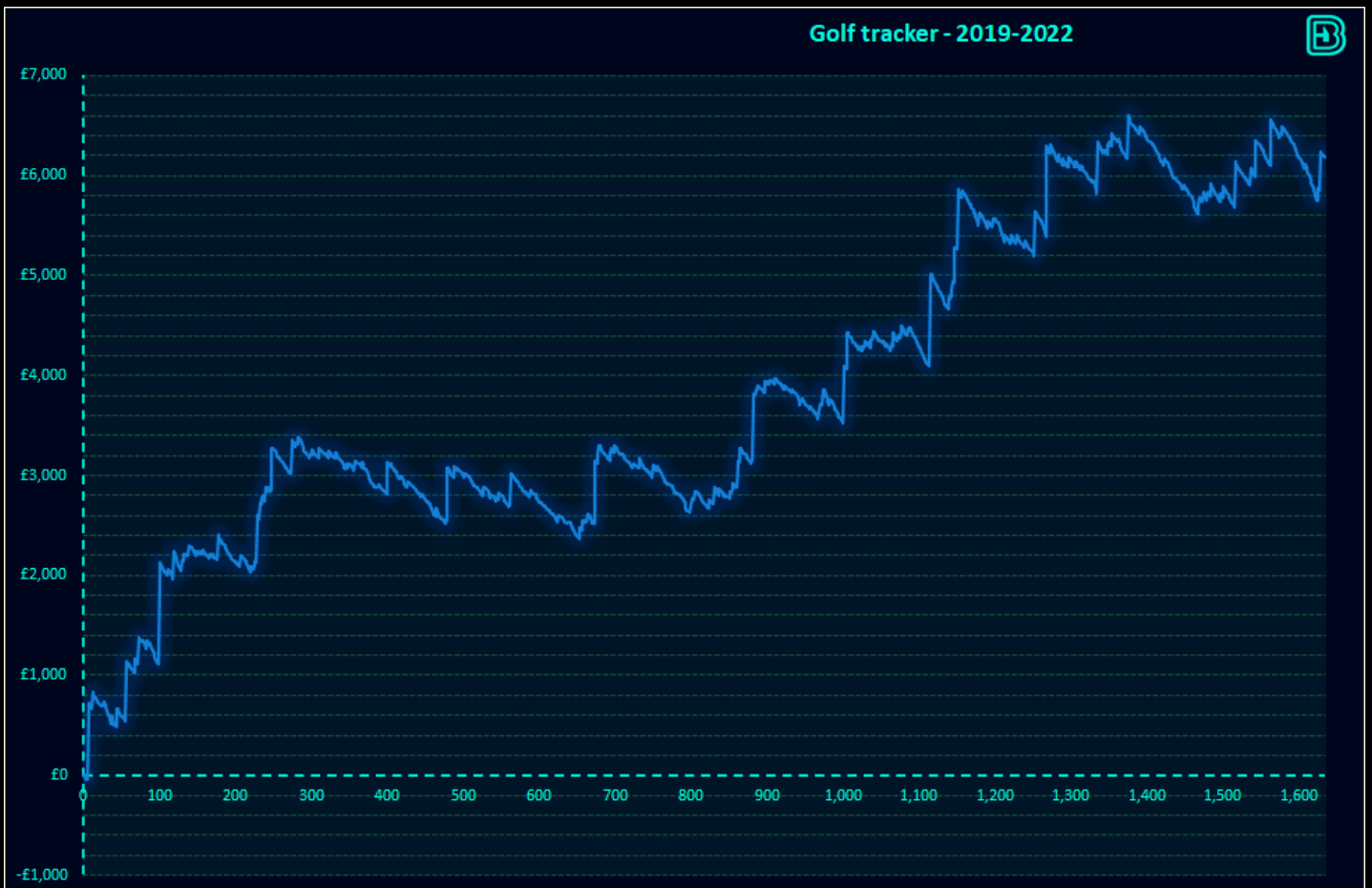
**For the latest results please visit the link above. Examples of the profit/loss graphs to January 2022:**



# Horses



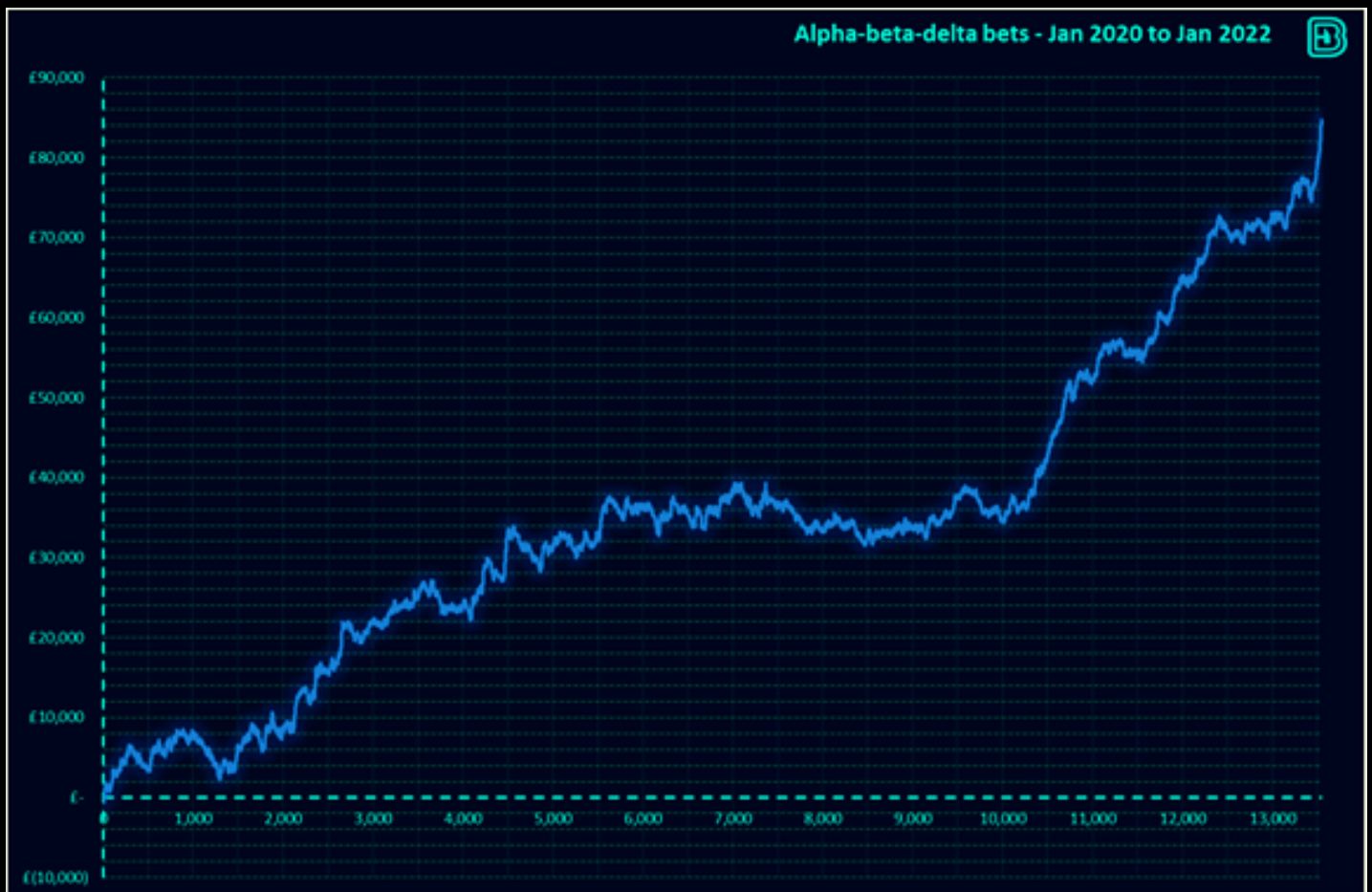
# Golf



## Coupons (Jun 20 - Jan 22)

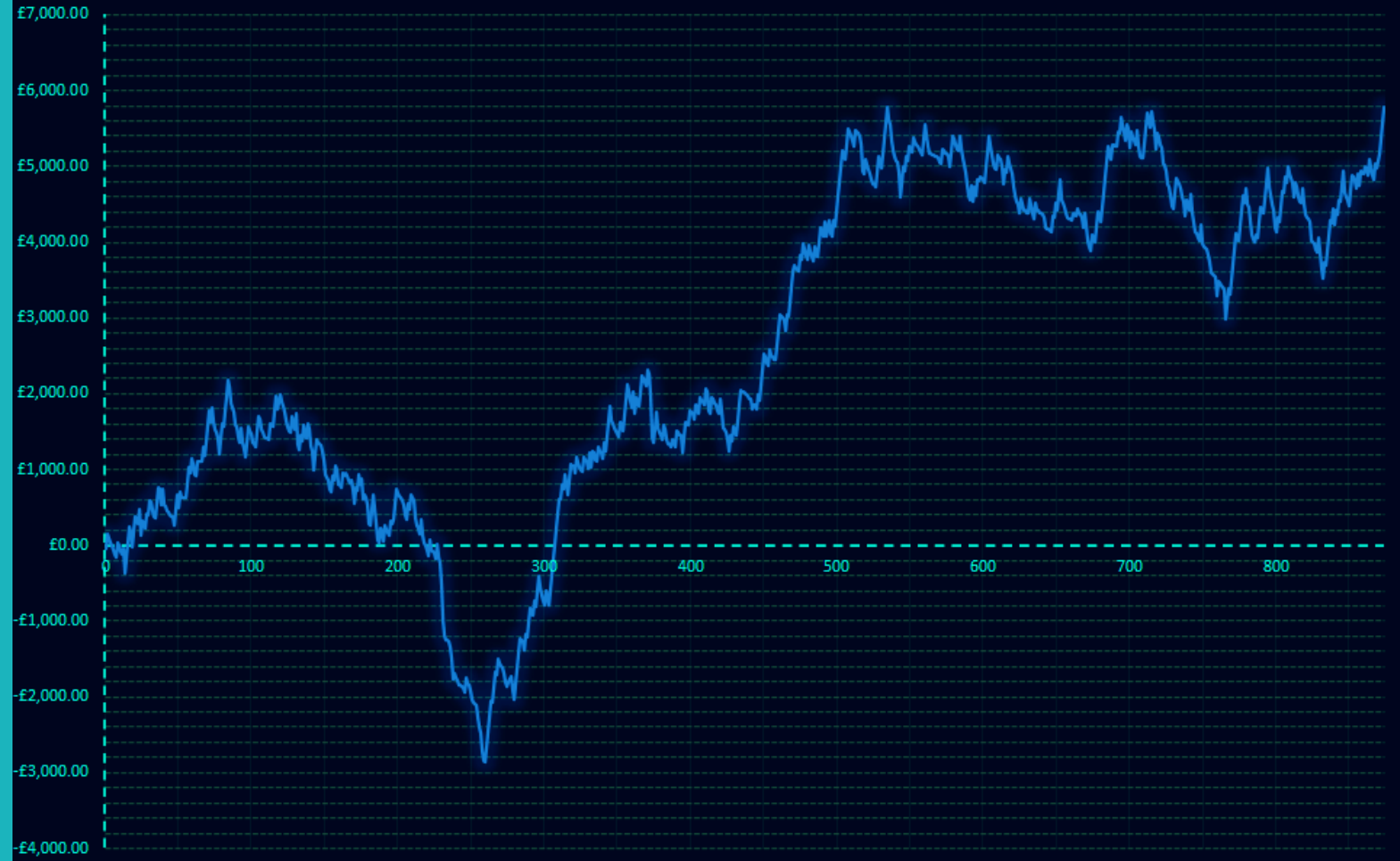


## Bet Tracker (Jan 2020-Jan 2022)



# Darts (July 20 - Dec 21)

Darts bets - July 20 to Dec 21



# BASHCAST & CONTACT



## The BashCast

The BashCast is a podcast for advantage players, value seekers and smart gamblers alike.

Tom Brownlee, one of the company founders, records it every two weeks. Tom talks about sports, technology, science, life and betting. It's very interesting and very informative.

We've had more than 186 episodes and 46,000 downloads.

We've had guests such as Joseph Buchdahl, talking about topics such as The Monte Carlo Casino, his new book "Monte Carlo or Bust" and libertarianism vs gambling.

We've also had a great chat with Matthew Trenhaile, about modelling expected goals, artificial intelligence in profiling customers and Markov Chains in tennis modelling.

Not to mention, Andrew Woodman, cabinet member on North West Leicestershire District Council and a punter,

To listen to it, just access <https://bashcast.podbean.com/>

## Contact

For support and information, please contact us at:



@bookiebashnet



@bookiebashnet



@bookiebashing.net

